

F. No.11021/04/2020 – Sch,
Government of India
Ministry of Tribal Affairs

ShastriBhawan, New Delhi
Date: 27 August, 2020.

To

The Registrar/Administrator
246 Institutes as per Attached sheet

Subject: **Re-activation of the National Scholarship Portal (NSP 2.0) for inviting Applications (fresh and renewal both) under National Scholarship for Higher Education for ST students for the financial year 2020-21.**

Sir/Madam,

Your Institute is one of the identified institutes under the scheme of "National Fellowship and Scholarship for Higher Education for ST students" and financial assistance is provided by the Ministry to such ST students as per scheme norms. The students who would like to avail the benefits only for Scholarship (Top Class) of the scheme and not for the Fellowship scheme, are required to fill the data on National Scholarship Portal (NSP).

2. In this regard it is intimated that the National Scholarship Portal (NSP 2.0) will be opened as per the dates mentioned below for inviting applications (Fresh and Renewal both) under National Scholarship for Higher Education for ST Students for the financial year 2020-21 on web-site www.scholarships.gov.in. The Institutes are to adhere to the time lines as per life cycle of the Scholarship disbursement process through National Scholarship Portal. The timelines to be followed in this regard is as given below:

Opening date of Application Registration by Student (For Fresh and For Renewal)	16.08.2020
Closing Date of Application Registration by Student (For Fresh and For Renewal)	31.10.2020
Verification of Applications by Institute (For Fresh and For Renewal)	15.11.2020

3. Detailed instructions for the Students and for the Institutes, FAQ's, Application form Column field's description in Excel and in PPT for students are enclosed for your reference.



Continue P-2

4. Enclosed is a circular issued from MHRD dated 24th June 2016 and 08th April 2016 stating that the tuition fee is exempted for ST students studying in IITs and NITs across the country.

5. Institutes MUST note that now in NSP there is no option to fill the fees at student level and only Institute's Nodal Officers have to fill / edit the fees for each component (Admission Fee, Tuition Fee, Misc Fees) for each and every student at their level. Please note that Nodal Officer of the Institute MUST fill the correct fees of the student as per the Scheme Guidelines. Later, if any student will complaint of his/her short payment of scholarship amount, Ministry shall not be responsible for that.

6. Institute are requested to Please check the Marksheet and Percentage of Marks as per below criteria:

- i. For **Fresh students** (who have not received scholarship earlier from this Ministry) who will apply in any year 1, 2, 3, 4,,5 under Fresh category, Institute Nodal Officer MUST check their Previous course Marksheet. If student has applied for Graduate Level course then Institute have to check their 12th level Marksheet and 12th level aggregate percentage (Marks should be in Percentage and not in CGPA).
- ii. For **Fresh students** (who have not received scholarship earlier from this Ministry) who will apply in any year 1, 2, 3, 4,,5 under Fresh category , Institute Nodal Officer MUST check their Previous course Marksheet. If student has applied for Post-Graduation Level course then Institute have to check their Graduate level Marksheet and Graduate level aggregate percentage (Marks should be in Percentage and not in CGPA).
- iii. For **Renewal students** who will apply under Fresh category for any reason , Institute Nodal Officer MUST check their previous semester marksheet.
- iv. For **Renewal students** who will apply under Renewal category in NSP , Institute Nodal Officer MUST check their previous year/semester course marksheet.



7. Institute Nodal Officer MUST note as under :


- **Renewal students** (who have earlier received scholarship from this Ministry) but for some reason they are not able to apply under Renewal section in the NSP with the previous year application id and they have applied under "Fresh category" with New Application Id, for such students, Please note as under :

- i. Institute Nodal Officer **MUST** convey to this Ministry that this student has already received the scholarship from this Ministry and the year in which he has received the scholarship and the amount of scholarship received. For such Renewal student Institute Nodal Officer shall inform student's Previous Year application id to this Ministry in writing. Institute Nodal Officer should inform to this Ministry in writing that Please treat this student as Renewal and Please don't treat the student as a Fresh student and don't take his/her name in the Merit List generation of 1000 students.

8. Institutes Nodal officer **MUST** verify the applications simultaneously as and when they will receive online application submitted by the student at Institute level.

Encl: as above

Yours faithfully,


20/08/2020

(H. P. Jaiswal)

Deputy Director

Tel : 011-23383728

Instructions for Students for filling the Application form in NSP 2020-21:

National Fellowship and Scholarship for Higher Education of ST Students (earlier known as Top Class Scholarship Scheme)

1. National Fellowship and Scholarship for Higher Education of ST Students (earlier known as Top Class Scholarship Scheme) is intended to encourage meritorious ST students to pursue courses at Graduate/Post Graduate level in identified Institutions of Excellence, Government and Private, in professional fields such as Management, Medicine, Engineering, Information Technology, and Law etc.

2. Total family income from all sources of the student shall not exceed Rs.6.0 lakh per annum for all ST students.

The family income shall be computed in the following manner: -

- I. In case where both father and mother are working, the combined income of both of them from all sources shall be taken into account in computing total family income.
- II. In case any other member of the family, other than father and mother is an earning member, his or her income shall not be included in computing total family income.
- III. In case only one parent is alive, the income of that parent shall be taken into account for considering total family income. If other sibling or family member is an earning member, their income shall not be included in computing total family income.
- IV. In case of an orphan, supported by a guardian, income criteria shall not apply.

Note 1: Definition of Income - Income means gross income including income from all sources e.g. Salary, Interest Income, House property Income, Business Income, Agriculture Income, Income from any other Sources etc. It is clarified that Income for the purpose of scholarship is not the taxable Income as defined in Income Tax Act. Under the income tax act gross total income means Income after excluding the exempt income and total income means Income after giving deduction available under section 80. For the purpose of deriving family income, the deductions and exemption available in the Income Tax Act u/s 10, Section 80 or any other section will not be available in computing family income under the scheme.

Note 2: The income certificate given at the time of admission should be take in the same year for which the admission is taken. In the case of salaried employee, the income of previous financial year will be considered for the purpose of eligibility. For example, if candidate applies afresh for academic year 2020-21, the family income for financial year 2019-20 would be required.



Instructions for Students for filling the Application form in NSP 2020-21:

National Fellowship and Scholarship for Higher Education of ST Students (earlier known as Top Class Scholarship Scheme)

3. Student having secured admission in a full-time course in any of the 246 notified Institutions and as per the defined courses against those 246 Institutes will only be eligible to apply from that Institute for scholarship. (Enclosed List of 246 Institute List)
4. The total number of fresh Scholarship each year is 1000. There is no ceiling in Institution wise and stream wise number of slots for the Top-Class Institution. In case the number of candidates exceeds the number of available awards, the MoTA will select the candidates based on a criterion of marks obtained in the last passed examination. Slots will be provided to sub-categories in the following priority:

Priority	Category	Slots
1	Person with Disability (PWD)WD	5% of Total Slots
2	PVTG	50 Slots
3	BPL	50 slots
4	FEMALE	30% of Total Slots

5. The scholarship shall be payable once the student has secured admission and started attending the classes.
6. The scholarship awarded, will continue till the completion of the course, subject to satisfactory performance of the student provided by Institute on every year.
7. An end-to-end online portal **www.scholarships.gov.in** for application, processing, approval, disbursement and monitoring has been developed by NSP. Students after taking admission for the various courses in the notified Universities/Institutes will submit the application online for scholarships for the year 2020-21.



Instructions for Students for filling the Application form in NSP 2020-21:

National Fellowship and Scholarship for Higher Education of ST Students (earlier known as Top Class Scholarship Scheme)

8. The Scheme for Scholarship will be advertised in the National Scholarship Portal (NSP) every year and also available on Ministry of Tribal Affairs Website as per the dates decide by DBT Mission. Students shall after get registration/admission in the notified Universities/Institutes and after assessing their eligibility and suitability as per the criteria prescribed for Scholarship apply online through the Scholarship Portal strictly within the cutoff date and time given in the advertisement. The applications submitted after the cutoff date and time shall not be entertained/considered. Also, cutoff date of filling the application form by the student is decided by DBT Mission.
9. Provide correct and authenticated email id, as all the communications and One-time password related to portal activities will be sent on this email Id.
10. For students providing Aadhaar number to ensure that your name is correct in your Aadhaar id.
11. Provide correct and authenticated mobile number, as all the communications and One-time password related to portal activities will be sent as SMS on this mobile number.
12. The student/applicant must ensure that the resolution/quality of documents uploaded is adequate so that they are clear and readable.
13. The student/applicant must select the desired scheme from list of schemes available as per the eligibility criteria of the scheme(s).
14. The student/applicant must take timely action(s) on the SMS received from NSP.



Instructions for Students for filling the Application form in NSP 2020-21:

National Fellowship and Scholarship for Higher Education of ST Students (earlier known as Top Class Scholarship Scheme)

15. The student/applicant must follow with up the Institutes for application verification before the deadlines of verification at Institute level.
16. The student/applicant must rectify the error(s) and comply with the remarks made in the application in case the application is marked as defective in NSP.
17. The student/applicant shall note that applications marked rejected / fake by the nodal officer during the verification/reverification process will not be able to consider for futher processing on NSP.
18. The student/applicant must carefully select their institute. There are 2 stages i) If applicant selects some other Institute by mistake and application is finally submitted by the student at Institute level then applicant will have to approach to Institute which he/she has filled in the application and get their application marked defective from that Institute and then applicant can correct the Institute, ii) If applicant selects some other Institute by mistake and application if not finally submitted by the student at Institute level then student can change the Institute name anytime.
19. **For all Fresh Students** (students who have not received the scholarship earlier from the Ministry irrespective of the course year i.e. 1,2,3,4,5):

Students are applying for scholarship for the first time (**Fresh Students**) in 2020-21 need to "Register" on the portal as fresh applicant by providing accurate and authenticated information as printed on their documents in the "**Student Registration Form**". Students have to Click on the option "New Registration", on the home page of National Scholarships Portal. Fill up the application as per the instructions given by the system then click on save button. After saving, student will get a "Temporary ID". The system will instruct the applicant to submit his/her Temporary ID and date of birth to fill subsequent details. Once registration is complete on click of submit button, a Permanent Registration ID is generated which can be used for Renewal and tracking the status of application.



Instructions for Students for filling the Application form in NSP 2020-21:

National Fellowship and Scholarship for Higher Education of ST Students (earlier known as Top Class Scholarship Scheme)

20. **For all Renewal Students:** They have to click on login button available on the home page of National Scholarships Portal. Student have to click on the current year i.e. 2020-21 to apply as Renewal student to avail the scholarship for 2020-21. Then student will apply with their Application Id and Date of Birth which they registered application id of previous year.
21. Students while filling the application should fill only his/her correct bank account details like Account No, IFSC Code, Aadhaar linked number and your Aadhar No. must be seeded with NPCI (National Payment Corporation of India) and keep the account active (i.e. non-dormant) and functional to receive the scholarship amount. Ministry will not be responsible for releasing scholarship if above mentioned details are wrong. Please don't give any relatives Bank Account details in NSP Application form. Please note No Jandhan Account details to be given in the application form, Limit for receiving amount in the bank account should be more than Rs. 50,000/-, the account should be major account.
22. A Student can't apply for more than one Scholarship Scheme. Application form will be rejected if any student applied for more than one scheme.
23. The student/applicant must ensure that the Bank Account details (A/c Number, IFSC Code) submitted is correct and account is under the student's name. Also keep the account active (i.e. non-dormant) and functional to receive scholarship amount (i.e. Any condition imposed on accounts by bank, like seeding of AADHAAR, any limit on receiving credit in accounts etc., which may hamper scholarship credit in account should be complied with). Please don't enter your parent's or friend's bank account number in NSP application form.
24. The student/applicant shall note that NSP provide only one chance of updating bank accounts after the final submission of application (only in case when bank accounts details are not validated by PFMS). Applicants should be cautious to exercise this option, failing which the application will not be considered for scholarship.



Instructions for Students for filling the Application form in NSP 2020-21:

National Fellowship and Scholarship for Higher Education of ST Students (earlier known as Top Class Scholarship Scheme)

25. Students have to enter marks only in percentage in NSP Application form and not in CGPA. If you have received marks in CGPA then you have to convert the same as per standard format and marks entered by you should be approved by your institute.
26. Income and Caste Certificates must be issued by the Competent Authority (Documents signed by Notary is not valid).
27. For the first year the income certificate should have been issued by the competent authority. From second year onwards students can submit self-certified income certificate.
28. Please find below the list of documents which are mandatory to upload by the students and which are not mandatory by the students to upload in NSP application form:
- a. **Mandatory Documents:**
- i. Student Photograph
 - ii. Upload latest Income for the year 2019-20 and which should be issued by state revenue officer not below the rank of Tehshildar signed and stamped (Certificate signed by Notary is not valid).
 - iii. Caste Certificate signed and stamped by Competent Authority (Certificate signed by Notary is not valid)
 - iv. Scanned Copy of the Passbook clearly showing the account number and name of the student
 - v. Student Fee Receipts



Instructions for Students for filling the Application form in NSP 2020-21:

National Fellowship and Scholarship for Higher Education of ST Students (earlier known as Top Class Scholarship Scheme)

- vi. Scanned Copy of Marksheet of Last Academic Qualification: Upload Marksheet as per criteria mentioned below:
- If you are applying as **Fresh Student** (irrespective of course year i.e. 1, 2, 3, 4, 5) and if you have not received scholarship earlier from this Ministry then under Previous Class/Course Name you should mention 12th or Graduate. Also, under column "Previous Passing Year" they should mention the Year of their Previous course like for 12th or Graduate based on the course presently they are applying in NSP and if you are applying for Graduate level course then you have to upload your 12th class aggregate marksheet. If You are applying as **Renewal Student** with previous year application id then you have to upload previous year/semester course (in which you are presently studying) Marksheet attested by the Institute

 - If you are applying as **Fresh Student** (irrespective of course year i.e. 1, 2, 3, 4, 5) and if you have not received scholarship earlier from this Ministry and if you are applying for Post Graduate level course then you have to upload your Graduate level aggregate marksheet. If you are applying as **Renewal Student** with previous year application id then you have to upload previous year course Marksheet attested by the Institute (in which you are presently studying)
- vii. Bonafide Student of the Institution
- b. Not Mandatory documents **but Mandatory if you fall under below Categories:**
- i. **PVTG (Particularly Vulnerable Tribe Group) Certificate (this document is Mandatory if you falls under this category and you are applying as a Fresh student and you have not received scholarship earlier from this Ministry) :** If you comes under PVTG category (as per the PVTG list available on Ministry of Tribal Affairs Website) and you are applying as **FRESH student**(student who have earlier not received scholarship from this Ministry) then you **MUST** have to upload this document mandatory.



Instructions for Students for filling the Application form in NSP 2020-21:

National Fellowship and Scholarship for Higher Education of ST Students (earlier known as Top Class Scholarship Scheme)

- ii. **BPL (Below Poverty Line) Certificate (this document is Mandatory if you falls under this category and you are applying as a Fresh student and you have not received scholarship earlier from this Ministry) :** If you comes under BPL category and you are applying as **FRESH student** (student who have earlier not received scholarship from this Ministry) then you **MUST** have to upload this document mandatory issued by Competent Authority.

- iii. **Divanygjan (Disability) Certificate (this document is Mandatory if you falls under this category and you are applying as a Fresh student and you have not received scholarship earlier from this Ministry):** Disability Certificate issued by the Competent Authority Designated by District Medical Officer / Civil Surgeon of the Govt. Hospital

- iv. **Computer Purchase Receipts if applicable:** Not mandatory

- v. **Books and Stationery Receipts:** Not mandatory



Instructions for Students for filling the Application form in NSP 2020-21:

National Fellowship and Scholarship for Higher Education of ST Students (earlier known as Top Class Scholarship Scheme)

29. Please find below the **Financial Assistance details** provided by Ministry of Tribal Affairs under "National Fellowship and Scholarship for Higher Education" (Top Class Scholarship Scheme) to ST students whose applications are finally verified and who will select in Merit List of 1000 students (in case of Fresh category) and in case of Renewal students , all students whose applications are finally verified by Ministry :

Component	Details	Remark
Tuition Fees	Fees full tuition fee and other non-refundable dues in respect of Government/Government funded institutions.	There will be a ceiling of Rs.2.50 lakhs per annum per student for private sector institutions
Books & Stationery	@ Rs.3000/- per annum per student	without bills/vouchers
Living expenses(It means hostel charges and it will be reimburse to the students who resides in the hostel premises means Hosteller and not for Day scholars who reside outside the hostel)	2200/-per month Amount will be provided as per actuals subject to maximum ceiling	26400/- per annum
Computer& Accessories	Rs.45000/- (One time assistance during the tenure of his course)	Computer may be Desktop/Laptop etc. The accessories may, interalia, include all kind of printers, CDs/DVDs, Keyboard, Mainboard, Motherboard, Hard Disk Drive, Mouse, Sound adapters, Toners, Speakers, USB Hubs/Cables, Memory Chips, Memory Card readers etc.(Receipt of computer purchase must be uploaded in the portal and receipt should be in the name of the student.

Instructions for Students for filling the Application form in NSP 2020-21:

National Fellowship and Scholarship for Higher Education of ST Students (earlier known as Top Class Scholarship Scheme)

NOTE: Please note as under:

i. Total amount of Admission Fees and Tuition Fees which is filled by in the application form by **INSTITUTE Nodal Officer** in National Scholarship Portal will be transfer in your Institute account by the Ministry if your Institute is doing expenditure through PFMS EAT Module and your Institute name is reflecting in OT-59 report of PFMS and in PFMS EAT-02 report your institute expenditure, UC status is coming correct as per Department of Expenditure, Ministry of Finance instructions.

ii. Total amount of: Books and Stationery, Computer & Accessories, Living Expenses and Non-Refundable Charges which is filled by your **INSTITUTE Nodal Officer** in **Misc. Fee Column** in NSP application form will be transfer in student's account by the Ministry in DBT Mode.

30. Students should note that in the **Misc. Fee Column** in the Application form in NSP Portal your **INSTITUTE Nodal Officer** should enter total of below components amount:

- i. Books and Stationery: Rs. 3000/- per annum
- ii. Computer/Laptop Amount: Rs. 45000/- or as per the actual purchase amount but should not exceed Rs. 45000/- and also computer Bills / Vouch should be in the student's name (if any, student have received the computer charges earlier from this Ministry then again, he is not eligible to receive the same)
- iii. Living Expenses/Hostel Charges: Rs. 26400/- Per Annum
- iv. Non-Refundable Charges: As per Institute norms



Instructions for Students for filling the Application form in NSP 2020-21:

National Fellowship and Scholarship for Higher Education of ST Students (earlier known as Top Class Scholarship Scheme)

31. "Admission Fees" should be filled in the column "Admission fee" by **your INSTITUTE Nodal Officer**. It would be transfer in your institute account by the Ministry if **your Institute is doing expenditure through PFMS EAT Module and your Institute name is reflecting in OT-59 report of PFMS and in PFMS EAT-02 report your institute expenditure, UC status, Unspent Balance is coming correct as per Department of Expenditure, Ministry of Finance instructions.**
32. "Tuition Fees" should be filled in the column "Tuition Fees" by **your INSTITUTE Nodal Officer**. It would be transfer in your institute account by the Ministry if **your Institute is doing expenditure through PFMS EAT Module and your Institute name is reflecting in OT-59 report of PFMS and in PFMS EAT-02 report your institute expenditure, UC status is coming correct as per Department of Expenditure, Ministry of Finance instructions.**
33. **Your INSTITUTE Nodal Officer MUST** be very careful in entering the fees details in the "Misc Fees Column" as once filled/verified cannot be altered at Ministry level. Later if student will complaint that he/she have received short payment, Ministry is not responsible for this as application comes at Ministry level after your Institute level verification. Ministry always given instructions to the Institute to verify and fill correct fees of the students as per the norms of the scheme and check other documents also before sending at Ministry level.
34. **FRESH STUDENTS** : Please note students who are applying in NSP under "**Fresh Category**" and have not received any scholarship from Ministry of Tribal Affairs irrespective of their course year (1, 2, 3, 4, 5) they should keep a note of below points for marks:
- i. Under column Previous Class / Course Name **they should mention 12th or Graduate.**



Instructions for Students for filling the Application form in NSP 2020-21:

National Fellowship and Scholarship for Higher Education of ST Students (earlier known as Top Class Scholarship Scheme)

- ii. Under column "Previous Passing Year" they should mention the Year of their previous course for which they are presently applying in NSP. If any student is studying in Graduate level course, they have to enter Previous Passing Year of 12th Class. If any student is studying in Post Graduate level course, they have to enter Previous Passing Year of Graduation.
 - iii. Under column "Previous Class %" they enter marks as per below norms:
 - a. Students who are presently studying in Graduate level course should enter 12th class aggregate marks and percentage (**Marks should be in Percentage and not in CGPA**)
 - b. Students who are presently studying in Post-Graduation level course should enter their Graduation level aggregate marks and percentage (**Marks should be in Percentage and not in CGPA**)
 - iv. Upload Marksheet as per below criteria:
 - a. If you are applying for Graduate level course then you have to upload your 12th class aggregate marksheet.
 - b. If you are applying for Post Graduate level course then you have to upload your Graduate level aggregate marksheet.
35. **Renewal students** (who have earlier received scholarship from this Ministry) but for some reason they are not able to apply under Renewal section in the NSP with the previous year application id and they have applied under "Fresh category" with New Application Id, for such students, Please note as under :
- i. Your Institute **MUST** convey to this Ministry that this student has already received the scholarship from this Ministry and the year in which he has received the scholarship. Your Institute should give your Previous Year application id to this Ministry. Also, your Institute should give to this Ministry in writing that Please treat this student as Renewal and Please don't treat the student as a Fresh student and don't take his/her name in the Merit List generation of 1000 students.
 - ii. You have to upload your previous year/semester marksheet and enter previous year/semester marks and percentage although you have applied under Fresh category.



Instructions for Students for filling the Application form in NSP 2020-21:

National Fellowship and Scholarship for Higher Education of ST Students (earlier known as Top Class Scholarship Scheme)

36. Students who will apply under "Renewal Category" with their previous year application id have to upload their previous semester/year course Mark sheet and enter previous year/semester marks and percentage in which they are presently studying.
37. In case student's application marked by the Institute as "Defective" for any reason, note that application will come at your level for necessary updation. You have to make the necessary changes in your application and then click on the submit button and your application will again go online to Institute level for verification.
38. Renewal Students (who have already received the scholarship from this Ministry) are facing any technical issue in filling the application form in NSP or any other issue then they can send the grievance in the Grievance portal of Ministry of Tribal Affairs (tribal.nic.in/grievance) and steps to register on grievance portal is as under:



Instructions for Students for filling the Application form in NSP 2020-21:

National Fellowship and Scholarship for Higher Education of ST Students (earlier known as Top Class Scholarship Scheme)

Step -1:Open URL of Grievance

URL:- <https://tribal.nic.in/Grievance/>



[Handwritten signature]

Instructions for Students for filling the Application form in NSP 2020-21:

National Fellowship and Scholarship for Higher Education of ST Students (earlier known as Top Class Scholarship Scheme)

Step -3: - Login [for registered user only]

The screenshot shows a web browser window displaying the login page for the National Scholarship Portal (NSP) 2020-21. The page title is "User Login (For Candidates)". The login form includes a "Email ID" field and a "Password" field. Below the password field, there are two buttons: "Login" and "Forgot Password?". At the bottom of the page, it says "By Registration of Regional Directorate, Institute" and "2020 for National Fellowship Scheme".

After successful registration, you can login with your given EMAIL ID and PASSWORD.

Once you get login, you can send your Query/ Grievance and you will see the response of Query/ Grievance also after login.

National Scholarships Portal 2.0

Detailed guide/work flow for registration of students in the National Fellowship and Scholarship for Higher Education of ST Students (Top Class Scholarship Scheme)

NSP HOME PAGE



Latest Updates

UGC- URF, PGProf, PGSGC, Ishan Uday- Institution verification have been extended upto 10.07.2020. The MUKYAMANTRI YUBA YOGAYOG YOJANA scheme for the State of Tripura will be opened in the portal from 06-05-2020 to 04-06-2020. Students of Tripura can apply in this scheme for the Academic Year 2019, 20.

HelpDesk

Central Schemes

UGC Schemes

State Schemes

- 1 Ministry of Minority Affairs
- 1 Department of Empowerment of Persons with Disabilities
- 1 Ministry of Social Justice & Empowerment
- 1 Ministry of Labour & Employment
- 1 Ministry of Tribal Affairs
- 1 Department of School Education & Literacy
- 1 Department of Higher Education
- 1 WARB, Ministry of Home Affairs

NEW REGISTRATION (New User)

for new user
click on "New
Registration"

The screenshot shows the National Scholarship Portal (NSP) website. At the top, there are browser tabs and the URL 'scholarships.gov.in'. The main header includes the text 'For Academic Year 2020-21' and navigation links for 'New Registration', 'Login', 'Digital India', and 'Google Play'. Below the header, there is a navigation bar with 'Services', 'Important Documents', 'Institute Login', and 'Officer's Login'. The main banner features an illustration of a hand holding a money bag, a laptop displaying the NSP interface, and a graduate. The text on the banner reads 'Giving you a NEW START Register now' with buttons for 'SEARCH FOR INSTITUTE' and 'DASHBOARD'. Below the banner, there are sections for 'Latest Updates', 'Central Schemes', 'UGC Schemes', and 'State Schemes'. The 'Latest Updates' section contains two news items. The 'Central Schemes' section lists various ministries and departments. The Windows taskbar is visible at the bottom.

LOGIN (EXISTING USER)

The screenshot shows the National Scholarship Portal website. At the top, there is a navigation bar with the text "SCHOLARSHIP" and "For Academic Year 2020-21". Below this, the logo of the Ministry of Electronics & Information Technology, Government of India, is visible. A "Login" button is highlighted with a blue callout bubble that says "For existing user click on 'Login'". A dropdown menu is open from the "Login" button, listing various academic years and categories: Fresh 2020-21, Fresh 2019-20, Fresh 2018-19, Fresh 2017-18, Renewal 2020-21, Renewal 2019-20, Renewal 2018-19, and Renewal 2017-18. The main banner features an illustration of a graduation cap, books, and a laptop, with the text "Application form". To the right, there is a search bar labeled "SEARCH FOR INSTITUTE" and a "DASHBOARD" button. Below the banner, there are sections for "Latest Updates", "Central Schemes", "UGC Schemes", and "State Schemes". The "Central Schemes" section lists various ministries and departments, including the Ministry of Minority Affairs, Department of Empowerment of Persons with Disabilities, Ministry of Social Justice & Empowerment, Ministry of Labour & Employment, Ministry of Tribal Affairs, Department of School Education & Literacy, Department of Higher Education, and WARD, Ministry of Home Affairs.



- New User? Register
- Login to Apply
- Apply for Renewal
- Search Institute/School/ITI
- Schemes Wise Scholarship Sanctioned List

On Clicking on "New User? Register" a new registration form opens

Guidelines for Registration on National Scholarship Portal

Welcome to National Scholarship Portal (NSP)

How to Apply?
Students applying for scholarship for the first time (**Fresh Students**) need to **"Register"** on the portal as fresh applicant by providing accurate and authenticated information as printed on their documents in the **"Student Registration Form"**.

The registration form is required to be filled by parents / guardian of students who are below the age of 18 years on the date of registration.

Before initiating registration process, students / Parents / guardian are advised to keep the following documents handy:

1. Educational documents of student
2. Student's Bank account number and IFSC code of the bank branch
Note: For pre-matric scholarship scheme, where students do not have their own bank account, parents can provide their own account details. However, parents account number can only be used against scholarship applications for maximum two children.
3. Aadhaar number of the Student
4. If Aadhaar is not available, then Bonafide student certificate from Institute / School and
5. Aadhaar Enrolment ID or Scanned copy of Bank passbook
6. If Institute/School is different from domicile state of the applicant, then Bonafide student certificate from Institute / School.

Brief instructions for filling up the online Application Form are given below (Fields marked with * are Mandatory fields):

1. Date of Birth (DOB)*	Provide DOB as printed in educational certificates.
2. State of Domicile*	Domicile state means the state in which students have their permanent address. Students are required to provide their domicile state correctly as the "Application Id" allotted to them will be based on domicile state. This application Id will also be used as "Login Id" on the portal and for future references. Once allotted the student will not be allowed to change the domicile State under any circumstances. The student needs to provide a Bonafide Certificate in the prescribed proforma if the Students domicile state is different from the state of Institute/School, he/she is studying.
3. Scholarship Category*	Scholarship schemes are divided in following major categories described below (students are required to select the relevant category based on their class/course in which they are studying). 2.1 Pre-Matric Scholarship Scheme: For students studying from Class 1st to Class 10th. 2.2 Post - Matric Scholarship scheme/Top Class Scholarship Scheme/Merit Cum Means Scholarship Scheme: For students studying from Class 11th, 12th and above including Courses like I.TI, B.Sc, B. Com., B. Tech., Medical Students.

A. Name of Student*	Provide name as printed in educational certificates. For students applying for Post Metric, Top Class and MCM scholarship scheme preferably provide name as printed in class 10th certificate. For students providing Aadhaar number to ensure that your name is correct in your Aadhaar card.
B. Mobile Number*	Provide correct and authenticated mobile number, as all the communications and One-time passwords related to portal activities will be sent as SMS on this mobile number. (i) In case of Post Metric, Top Class and MCM scholarship scheme only one registration is allowed with one mobile number. (ii) For pre-metric scholarship scheme, where students do not have mobile number, parents' mobile number can be provided. The parents' mobile number can only be used for filing scholarship applications for maximum of two to children only.
C. Email ID	Provide correct and authenticated email id, as all the communications and One-time passwords related to portal activities will be sent on this email id.
D. Bank account details	Provide active bank account number and IFSC code of the bank branch of the student. The name of bank will be automatically mentioned based on your IFSC code, if not, then write it as printed on the bank passbook. In case of Post Metric, Top Class and MCM scholarship scheme one registration must be done with one bank account number whereas, for pre-metric scholarship scheme, where students do not have their own bank account number, parent's account number can be used. However, parent's account number can only be provided for maximum of their two children.
E. Identification Details	Select and provide the information in this field very carefully. You are required to select one of the following methods for identification details: 7.1 Aadhaar Number: Students who have Aadhaar number are required to provide 12 digit Aadhaar number as printed on Aadhaar card. Upon submitting the registration form, the system will match the personal identification details of the applicant with the Aadhaar records. Only one registration is allowed with one Aadhaar number. However, if multiple applications of a student are found in the system at a later stage, all his/her applications are liable to be rejected. It may be noted that your Aadhaar Number could also be used for crediting scholarship amount in the bank account linked* to your Aadhaar number in fast track mode. For all such cases, where student does not possess Aadhaar, he is required to provide a bonafide certificate issued by his Institute/School in the prescribed proforma along with Aadhaar enrolment number or scanned copy of first page of his Bank passbook (containing the photograph of the applicant). *To link your bank account with Aadhaar number for receiving scholarship in the online, please visit your bank branch and submit a "bank consent form for receiving DET". You can check which bank is linked to your Aadhaar number on NPCI mapper here http://resident.uidai.gov.in/bank_mapper or through Aadhaar-enabled micro-ATM machines of any of these banks.

Important Note:

- After submitting the application, the default login id and password to log into NSP portal will be sent to the provided mobile number. If password is not received, the option for forgot password at login page shall be used.
- Students are advised to provide "Annual Family Income" as per the Income Certificate issued by competent authority.

Unsubscribe By Account or Parents/Guardian (in Case of Minor)

I agree to the following: मैं निम्नलिखित से मिल सहमत हूँ

- I have read and understood the guidelines for registration. मैंने नज़राने के लिए दिशानिर्देशों को पढ़ा और समझा है।
- I am aware that if more than one application is found to be filed (fresh or renewal), all my/my child/ward's applications are liable to be rejected. मैं समझता हूँ कि यदि एक से अधिक आवेदन भी हुए (नया या नवीनीकरण) पाए जाते हैं, तो मेरी/मेरी अर्जित/अर्जित आवेदनों को खारिज किया जा सकता है।
- I am aware that my bank account details may be changed only once after due process in accordance with the provisions of the process. मैं समझता हूँ कि मेरे बँका खाते को सिर्फ एक बार के नियमों में किसी भी बदलाव आदेशों के अनुसार किया जा सकता है।

Click three Tick Box "I Agree the Following"

Click "Continue.." to Proceed Further

FRESH STUDENT REGISTRATION FORM

National Scholarship Scheme

scholarships.gov.in/fresh/newStudentRegForm.action

Out Aug 10 14:20:03 (UTC+5:30)

For Academic Year 2020-21 | Home | About Us | Help

National Scholarship Portal
Ministry Of Education & Information Technology
Government of India

Ministry of Education
Aapka Education

New User? Register | Login as Apply | Apply for Renewal | Exam Institute/Details?

Scheme (View Scholarship Details/Link)

Fresh Registration For Academic Year 2020-21

State of Domicile *	Employment Category *
<input type="text"/>	<input type="text"/>
Name of Student *	Scholarship Type *
<input type="text"/>	<input type="text"/>
Date of Birth (DD/MM/YYYY) *	Gender *
<input type="text"/>	<input type="text"/>
Work Address *	State ID *
<input type="text"/>	<input type="text"/>
Bank A/c Code *	Central Bank (IFSC Code) *
<input type="text"/>	<input type="text"/>
Bank A/c Number *	COTYD BANK A/C NUMBER *
<input type="text"/>	<input type="text"/>
Bank Name *	
<input type="text"/>	
Bank Branch Code *	
<input type="text"/>	
Dayfield Code *	
<input type="text"/>	

POSTER

For first time login, OTP (One Time Password) sent by NPS as the above provided mobile number will be required. Please verify mobile number before registration.

Fresh Registration For Academic Year 2020-21

State of Domicile *	TAMIL NADU	Scholarship Category *	Post Matric/Top Class/MCM
Name of Student *	KALAITAMIL J	Scheme Type *	Scholarship Scheme
Date of Birth (DD/MM/YYYY) *	01/05/1987	Choose your option	Scholarship Scheme
Mobile Number *	9790813101	Incentive Scheme	
Bank IFSC Code *		Email Id	
Bank A/C Number *		Confirm Bank IFSC Code *	
Bank Name *		Confirm Bank A/C Number *	
Verification Detail *	Choose your option		
Captcha Code *	Captcha		

Select Scholarship scheme

For first time login, OTP (One Time Password) sent by RSP in the above provided mobile number will be required. Please verify mobile number before registering.

REGISTER



Fresh Registration For Academic Year 2020-21

State of domicile *		scholarship category *	
TAMIL NADU		Pool (State-Top Class/MCI)	
Name of student *		Choose your option	
KALANTARAJ		Pre-Matric	
Date of Birth (DD/MM/YYYY) *		Top (State-Top Class/MCI)	
/ /		Gender *	
MOBIL NUMBER *		Female	
		Country	
Bank IFSC Code *		Control Bank IFSC Code *	
Bank A/C Number *		Confirm Bank A/C number *	
Bank Name *			
Electronic Detail *			
Choose pool status			
Signature Code *			
Digitize			

Please Select Pool Status For Class 1-10, Pre-Matric/Class / Course Select Post-Matric / Top Class / MCI/ Other

Select TOPCLASS for Graduate, PG level courses

For first time login, OTP (One Time Password) sent by NSP on the above provided mobile number will be required. Please verify mobile number before registering.

REGISTER

Fresh Registration For Academic Year 2020-21

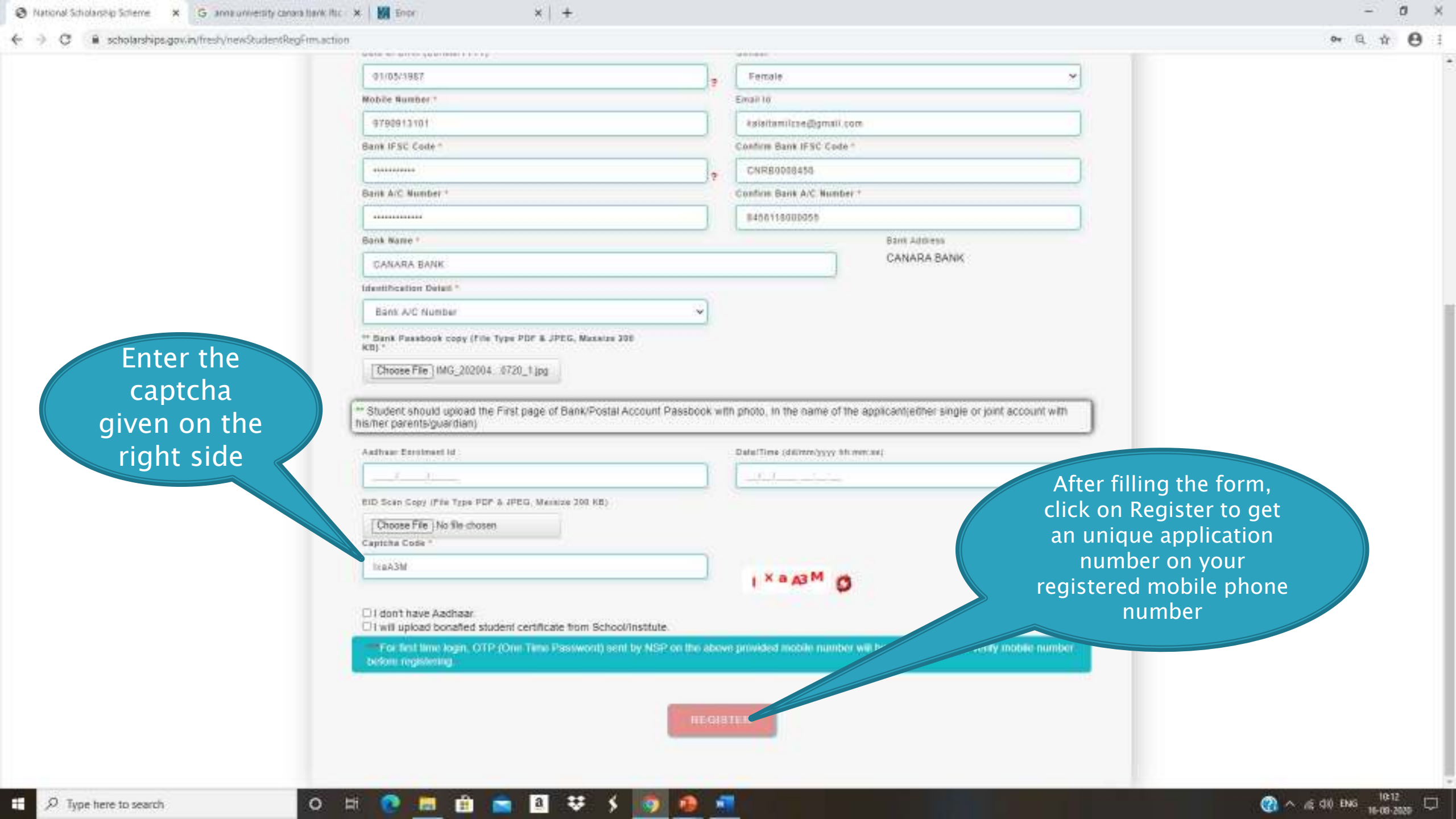
State of Domicile *	Scholarship Category *
TAMIL NADU	Post Matric/Top Class/MCM
Name of Student *	Scheme Type *
KALAITAMIL J	Scholarship Scheme
Date of Birth (DD/MM/YYYY) *	Gender *
31/05/1987	Female
Mobile Number *	Email Id
9799913101	kalaitamilcse@gmail.com
Bank IFSC Code *	Confirm Bank IFSC Code *
*****	CNRB0008456
Bank A/C Number *	Confirm Bank A/C Number *
*****	8456118000055
Bank Name *	Bank Address
CANARA BANK	CANARA BANK
Identification Detail *	
Bank A/C Number	
** Bank Passbook copy (File Type PDF & JPEG, Maxsize 200 KB) *	
Choose File IMG_202004_0720_1.jpg	
*** Student should upload the First page of Bank/Postal Account Passbook with photo, in the name of the applicant (either single or joint account with his/her parents/guardian)	
Aadhaar Enrollment Id	Date/Time (dd/mm/yyyy hh:mm:ss)
_____	_____
EID Scan Copy (File Type PDF & JPEG, Maxsize 200 KB)	
Choose File No file chosen	
Captcha Code *	
Captcha_____	

Fields marked with a red asterisk (*) mark are Mandatory to fill

You can select to give your bank details or your aadhaar details as your identification

Please fill the bank account number which is active, Aadhaar linked

Upload your Bank Passbook copy in PDF or Jpeg Format. Maximum size 200KB

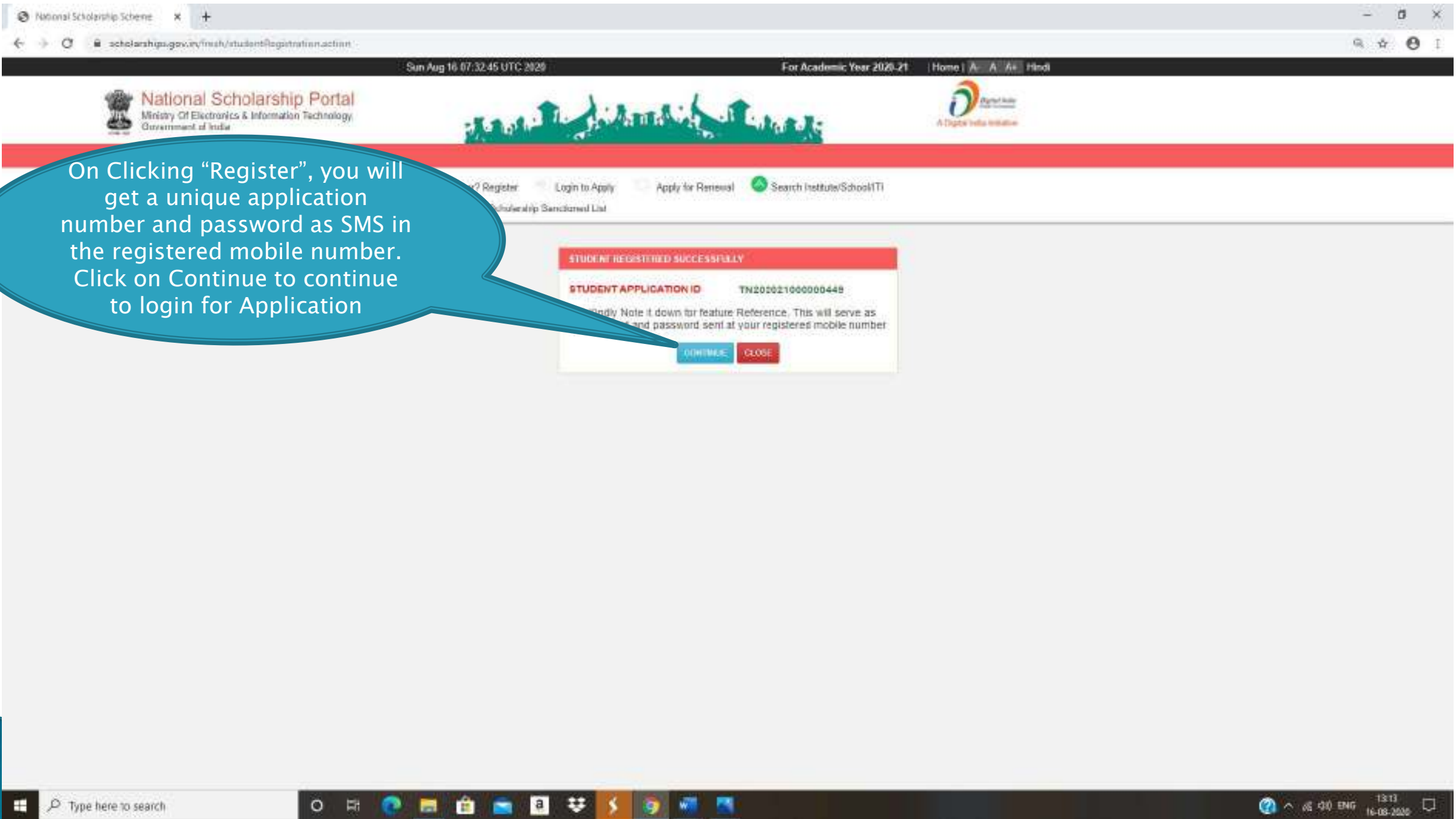


Enter the captcha given on the right side

After filling the form, click on Register to get an unique application number on your registered mobile phone number

01/05/1987 Female
Mobile Number * 9798913101 Email ID ksisitamizse@gmail.com
Bank IFSC Code * CNRB008456 Confirm Bank IFSC Code * CNRB008456
Bank A/C Number * 840611800055 Confirm Bank A/C Number * 840611800055
Bank Name * CANARA BANK Bank Address CANARA BANK
Identification Detail * Bank A/C Number
** Bank Passbook copy (File Type PDF & JPEG, Maxsize 200 KB) *
Choose File IMG_202004_16720_1.jpg
** Student should upload the First page of Bank/Postal Account Passbook with photo, in the name of the applicant (either single or joint account with his/her parents/guardian)
Aadhaar Enrollment Id: Date/Time (dd/mm/yyyy hh:mm:ss):
BID Scan Copy (File Type PDF & JPEG, Maxsize 200 KB)
Choose File No file chosen
Captcha Code * ixA3M
 I don't have Aadhaar.
 I will upload bonafied student certificate from School/Institute.
For first time login, OTP (One Time Password) sent by NSP on the above provided mobile number will be used for login. Please verify mobile number before registering.

REGISTER



On Clicking "Register", you will get a unique application number and password as SMS in the registered mobile number. Click on Continue to continue to login for Application

LOGIN FOR FRESH APPLICATION

The image shows a screenshot of the National Scholarship Portal login page. The page header includes the National Scholarship Portal logo and the Ministry of Electronics & Information Technology, Government of India. The main content area is titled "Login for Fresh Application" and contains a login form with fields for "Application ID", "Password", and "Captcha". Below the form are buttons for "Login" and "New Student? Register Here", and links for "Forgot Application ID?" and "Forgot Password?". The page footer includes the copyright notice "© Copyright 2018, National Scholarship Portal".

Enter the Application Id that you received on your Mobile No.

Enter the Password you received on your mobile number. After login for the first time, you will be directed to the change password page, where you have to change your password for future use.

Select this link if you have not registered earlier and do not have a valid application id

Click this link if you forgot your application id

Enter the captcha given on the right side

If you forgot your password, you can use this option to regenerate a new password.

Click "Login"



On successful login, an OTP is sent to your mobile number before password reset. Upon entering the OTP, you will be redirected to the Password RESET Page.

One Time Password(OTP)

OTP has been sent on your Registered Mobile No./Email Id

Please Enter 5 Digit OTP*

[Confirm OTP](#) [Resend OTP](#) [Change Mobile Number](#)



-  New User? Register
-  Login to Apply
-  Apply for Renewal
-  Search Institute/School/ITI
-  Schema Wise Scholarship Sanctioned List

One Time Password(OTP)

OTP has been sent on your Registered Mobile No./Email Id

Please Enter 5 Digit OTP*

[Confirm OTP](#) [Resend OTP](#) [Change Mobile Number](#)

After entering the OTP click "Confirm OTP"



-  New User? Register
-  Login to Apply
-  Apply for Renewal
-  Search Institute/School/ITI
-  Scheme Wise Scholarship Sanctioned List

Change Password

New Password :

Confirm new Password :

Your password must satisfy the following :-

- (1) Should be min 8 character long.
- (2) At least one alphabet [a - z , A - Z]
- (3) At least one numeric value [0 - 9]
- (4) At least one special character [@#%_ "]

Screen to enter the new password. Rules of the new password is given below.

Those Student who is applying first time or did not get Scholarship last year through NSP

-  New User? Register
-  Login to Apply
-  Apply for Renewal
-  Search Institute/School(ITI)
-  Scheme Wise Scholarship Sanctioned List

Guidelines for Registration

Welcome to National Scholarship Portal

How to Apply?

Students applying for scholarship for the first time (**Fresh Students**) need to "Register" on the portal by providing authenticated information as printed on their documents in the "Student Registration Form".

The registration form is required to be filled by parents / guardian of students who are below the age of 18 years.

Before initiating registration process, students / Parents / guardian are advised to keep the following documents ready:

1. Educational documents of student
2. Student's Bank account number and IFSC code of the bank branch
Note: For pre matric scholarship scheme, where students do not have their own bank account, parents can provide their own account details. However, parents account number can only be used against scholarship applications for maximum two children.
3. Aadhaar number of the Student
4. If Aadhaar is not available, then Bonafide student certificate from Institute / School and
5. Aadhaar Enrolment ID or Scanned copy of Bank passbook
6. If Institute/School is different from domicile state of the applicant, then Bonafide student certificate from Institute / School.

Brief instructions for filling up the online Application Form are given below (Fields marked with * are Mandatory fields):

1. Date of Birth (DOB)*	Provide DOB as printed in educational certificates.
2. State of Domicile*	Domicile state means the state in which students have their permanent address. Students are required to provide their domicile state correctly as the "Application Id" allotted to them will be based on domicile state. This application Id will also be used as "Login Id" on the portal and for future references. Once allotted the student will not be allowed to change the domicile State under any circumstances. The student needs to provide a Bonafide Certificate in the prescribed format if the Student's domicile state is different from the state of the Institute/School.

After getting the Application id, you can go to the home page and click on "Login to Apply" for the detailed application form

AFTER SUCCESSFULL FRESH APPLICATION LOGIN

- Upon successful registration, applicant is forced to change password if login is done for the first time. As the applicant logs in an OTP is sent to his/her registered mobile number. After verifying the OTP, applicant is redirected to change Password page.
- Once the student changes the password, they will be directed to the Applicant's Dashboard page.

APPLICANT'S DASHBOARD PAGE

The screenshot shows the National Scholarship Portal interface. At the top, there is a header with the portal logo, the text 'National Scholarship Portal', 'Ministry Of Electronic & Information Technology, Government of India', and the user's name 'Welcome: KALAITAMIL J' and application ID 'TN202021000000449'. A blue callout bubble with the text 'Click on Application Form' points to the 'Application Form' button in the left sidebar. The main content area displays a welcome message and a table with application details and verification status.

Current Status

Application Id	TN202021000000449
Application Status	Submit your application

Verification Details


Application Verified BY School/Institute/College	No
Application Verified BY Ministry	No
Applicant Aadhaar Verified	No
Applicant Bank Account Detail Validated	No
Selected For Scholarship/Merit List	No
Scholarship Amount Processed From NSP to PFMS	No

Verification Log

Sl	Verify By	Verify Date	Remark (If Any)	Action
----	-----------	-------------	-----------------	--------

Windows taskbar at the bottom shows the time as 11:15 on 17-08-2020.

APPLICATION FORM

- Application Form is divided into three Parts:
 1. General Information
 2. Academic Details
 3. Other Details
- 

GENERAL INFORMATION SECTION

The screenshot shows a web browser window displaying the National Scholarship Scheme application form. The form is titled "General Information" and "Academic Details". The "General Information" section includes fields for State of Domicile, Name of Student, Date of Birth, Gender, Community/Category, Father Name, Mother Name, Annual Family Income, Aadhar Number, Mobile Number, Email Id, and Day Scholar/Hosteller. The "Academic Details" section includes fields for Present Class/Course Year, Previous Board/University name, University I, II Rank Holder, Year of Passing, and Competitive Exam Details. A sidebar on the left contains navigation options like "HOME", "Application Form", "Add Aadhar Number", "Check Your Status", "Print Your Application", "Change Password", "Withdraw Application", and "Logout".

Callout 1: You can select the relevant Community like ST from this drop down list

Callout 2: Data entered at the time of registration is automatically filled and is not editable

Callout 3: Select Religion in the given Dropdown list

Callout 4: Select whether you are a Day scholar or Hostellier from this drop down (Hostellier means who resides in the Institute Premises and Day Scholar means who resides outside the Institute Premises or in rented accommodation)

ACADEMIC DETAILS SECTION

National Scholarship Scheme | scholarships.gov.in/eshs/studentRegFormOne

HOME

- Application Form
- Add Aadhaar Number
- Check Your Status
- Print Your Application
- Change Password
- Withdraw Application
- Logout

General Information

State of Domicile *	TAMIL NADU			Scholarship Category *	Post-Matric/Top Class/MCH				
Name of Student *	KALAITAMIL J	Date of Birth *	10/05/1987	Gender *	Female	Single Girl Child *	Yes	Religion *	Hindu
Community/Category *	ST	Father Name *	JAYADAL Y	Mother Name *	RAJEE	Annual Family Income *	50000		
Aadhar Number		Mobile Number *	9790013303	Email ID	kalaitamilj@gmail.com		Day Scholar/Hosteler *	Day Scholar	

Academic Details

Select your Institute

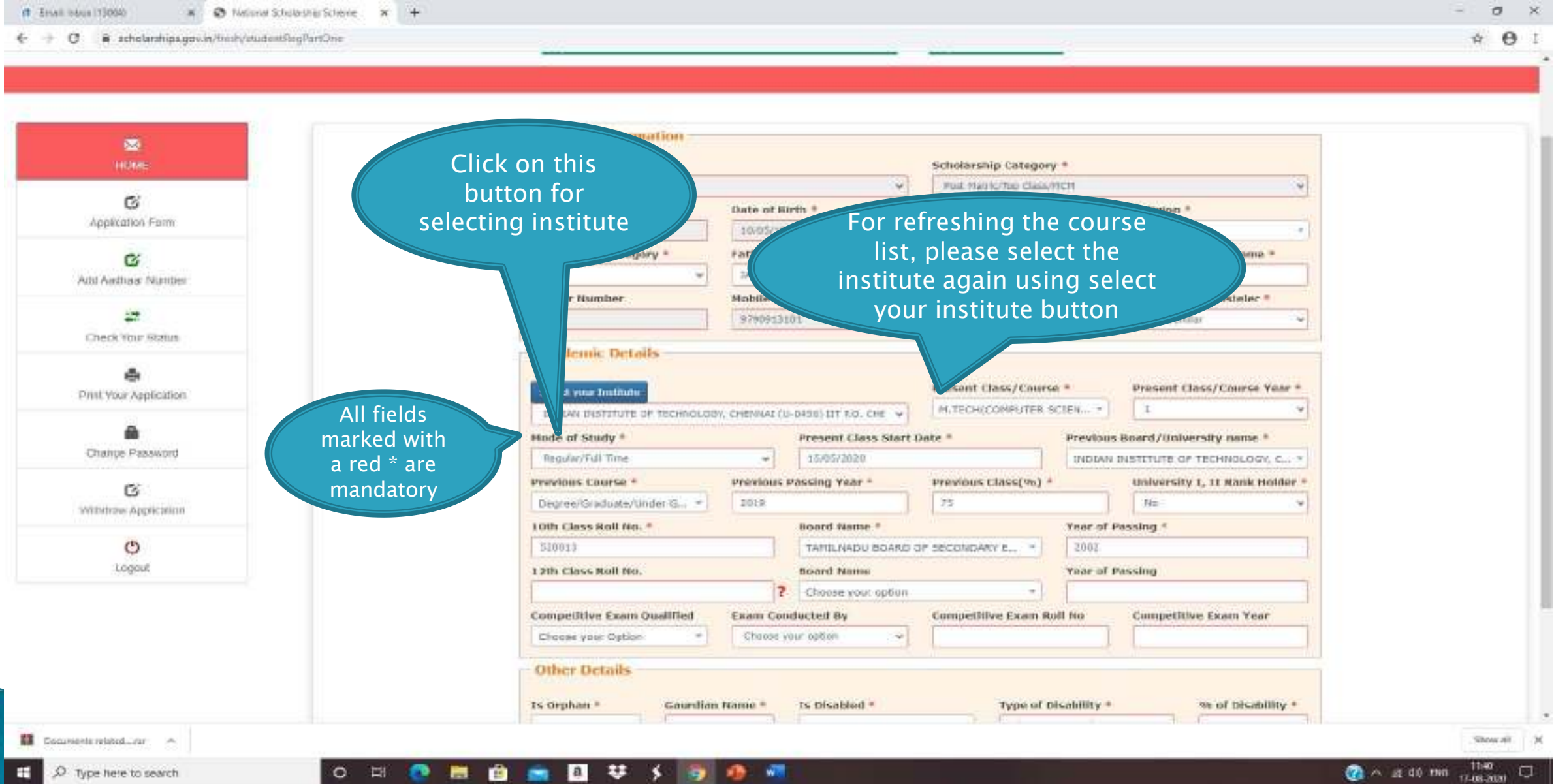
Present Class/Course *	M-TECH(COMPUTER SCIE...		Present Class/Course Year *	1				
Mode of Study *	Regular/Full Time	Present Class Start Date *	15/09/2020		Previous Board/University name *	INDIAN INSTITUTE OF TECHNOLOGI, C...		
Previous Course *	Degree/Diploma/Under G...	Previous Passing Year *	2016	Previous Class(%) *	75	University 1, II Rank Holder *	No	
10th Class Roll No. *	520013	Board Name *	TAMILNADU BOARD OF SECONDARY E...		Year of Passing *	2002		
12th Class Roll No.		Board Name	Choose your option		Year of Passing			
Competitive Exam Qualified	Choose your Option	Exam Conducted By	Choose your option	Competitive Exam Roll No.			Competitive Exam Year	

Other Details

Is Orphan *	No	Guardian Name *		Is Disabled *	No	Type of Disability *	Choose your option	% of Disability *	0
Marital Status *	Married	Parents Profession *	Others	IFSC Code *	DMIB004ISC		Bank Account Number *	940010000000	

Save & Continue

Type here to search | 12:24 16-09-2020



Click on this button for selecting institute

For refreshing the course list, please select the institute again using select your institute button

All fields marked with a red * are mandatory

Select your Institute

Institution State
Choose your option
ANDAMAN AND NICOBAR
ANDHRA PRADESH
ARUNACHAL PRADESH
ASSAM
BIHAR
CHANDIGARH
CHHATTISGARH
DELHI
GOA
GUJARAT
HARYANA
HIMACHAL PRADESH
JAMMU AND KASHMIR
JHARKHAND
KARNATAKA
KERALA
LADAKH
LAKSHADWEEP
MADHYA PRADESH

Institution District
Choose your option

OR

Search in AISHE/DISE/ITI(NCVT) Code

Format: '908438734783484' ITI(NCVT) Code Format: 'GR22000096'

ed AISHE/DISE/ITI(NCVT) Code

Close

First select the state in which the institute is located, then select the district . If you know the AISHE/DISE /NCVT code of the institute, you can search the institute using that also in the search button

- Topic
- Application Form
- Add Aadhaar Number
- Check Your Status
- Print Your Application
- Change Password
- Withdraw Application
- Logout

Previous Course * Degree/Diploma/Under G...
Previous Passing Year * 2020
Previous Class(%) * 75
University I, II Rank Holder * No

10th Class Roll No. * 120813
Board Name * TAMILNADU BOARD OF SECONDARY E...
Year of Passing * 2002

12th Class Roll No.
Board Name ? Choose your option
Year of Passing

Competitive Exam Qualified Choose your Option
Exam Conducted By Choose your option
Competitive Exam Roll No
Competitive Exam Year

Other Details

Is-Orphan * **Guardian Name *** **Is Disabled *** **Type of Disability *** **% of Disability ***

Select your Institute

Institution State
TAMIL NADU

Institution District
Choose your option

Get Institute

OR

Search By AISHE/DISE/ITI(NCVT) Code

Enter AISHE/DISE/NCVT/SCVT Code

AISHE Code Format: U-096T3/YC-89333/S-01907 DISE Code Format: [unclear]

Get Institute Based on Entered Code

S.NO. INSTITUTION NAME

Choose your option

- ARYALUR
- CHENGALPATTU
- CHENNAI
- COIMBATORE
- CUDDALORE
- DHARMAPURI
- DINDIGUL
- ERODE
- KALLAKURICHI
- KANCHIPURAM
- KANNIYAKUMARI (HQ: NAGERCOIL)
- KARUR
- KRISHNAGIRI
- MADURAI
- RAGAPATTINAM
- NAMAKKAL
- NILGIRIS (HQ: UDHAGAM)
- PERAMBALUR
- PUDUKOTTAI

Upon selecting the district, all the institutes in that state/district will appear. You can select your institute from there.

- HOME
- Application Form
- Add Author Number
- Check Your Status
- Print Your Application
- Change Password
- Withdraw Application
- Logout

Previous Course *
Degree/Diploma/Under G

Previous Passing Year *
2019

Previous Class (%) *
75

10th Class Roll No. *
[unclear]

12th Class Roll No. *
[unclear]

Competitive Exam Qualified *
Choose your option

Exam Conducted By *
Choose your option

Competitive Exam Roll No. *
[unclear]

Competitive Exam Year *
[unclear]

Board Name *
TAMILNADU BOARD OF SECONDARY E

Board Name *
Choose your option

Year of Passing *
2000

Year of Passing *
[unclear]

Other Details

Is Orphan *
[unclear]

Guardian Name *
[unclear]

Is Disabled *
[unclear]

Type of Disability *
[unclear]

% of Disability *
[unclear]

Select your Institute

DO YOU WANT SELECT INSTITUTE

Institution State: TAMIL NADU

INDIAN INSTITUTE OF TECHNOLOGY, CHENNAI (U-0456) IIT P.O. CHENNAI 600036
TAMILNADUCHENNAI, TAMIL NADUU-0456

Search By AISHE/DISE/ITI(NCVT) Code in AISHE/DISE/ITI(NCVT) Institute

Enter AISHE/DISE/NCVT/SCVT Code

AISHE Code Format: "U-99673YC-89353YS-61937" DISE Code Format: "90843873478151"

Show 10 entries

S.NO. #	INSTITUTION NAME
688	<input type="radio"/> CHURCH PARK ANGLO INDIAN TEACHER TRAINING COLLEGE, CHENNAI, TAMIL NADU
693	<input type="radio"/> INDIAN INSTITUTE OF PACKAGING, CHENNAI (U-0456) IIT P.O. CHENNAI 600036
708	<input type="radio"/> Indian Institute of Technology, Mumbai (Id: U-0306) (S-328) MAHARASHTRA
758	<input checked="" type="radio"/> INDIAN INSTITUTE OF TECHNOLOGY, CHENNAI (U-0456) IIT P.O. CHENNAI 600036 TAMILNADUCHENNAI, TAMIL NADU

Showing 11 to 14 of 14 entries (filtered from 515 total entries)

Previous 1 2 Next

The selected Institution Name will be displayed in a popup message. Click on the select button if the name of the institute is correct or cancel if you want to reselect the institute again.

Small Inbox (1/26/20) x National Scholarship Scheme x +

scholarships.gov.in/resh/studentRegPartOne

HOME

Application Form

Add Aadhaar Number

Check Your Status

Print Your Application

Change Password

Withdraw Application

Logout

General Information

State of Domicile *	TAMIL NADU	Scholarship Category *	Post-Matric/Top Class/MCH
Name of Student *	KALAITAMIL J	Date of Birth *	10/05/1987
Gender *	Female	Single Girl Child *	Yes
Community/Category *	ST	Father Name *	JAYABAL V
Aadhar Number		Mother Name *	RANE J
		Mobile Number *	9790913101
		Email Id	kalaitamilcoe@gmail.com

Academic Details

Select your Institute	INDIAN INSTITUTE OF TECHNOLOGY, CHENNAI (B-0436) IIT RO. CHE	Present Class/Course *	M.TECH:COMPUTER SCIEN...	Present Class/Course Year *	1
Mode of Study *	Regular/Full Time	Present Class Start Date	13/05/2020	Board/University name *	INDIAN INSTITUTE OF TECHNOLOGY, C...
Previous Course *	Degree/Graduate/Under E...	Previous Passing Year *	2019	Choose your Option	M.TECH:COMPUTER SCIENCE ENGINEERING) - 2 Years
10th Class Roll No. *	520013	Board Name *	TAMILNADU BOARD OF SECONDARY E...	University I, II Rank Holder *	No
12th Class Roll No.		Board Name	Choose your option	Year of Passing	
Competitive Exam Qualified	Choose your Option	Exam Conducted By	Choose your option	Competitive Exam Roll No	
				Competitive Exam Year	

Other Details

Is Orphan *	Guardian Name *	Is Disabled *	Type of Disability *	% of Disability *

Documents related...rar

Show all

According to the chosen institute, courses will be displayed here.

- HOME
- Application Form
- Add Aadhaar Number
- Check Your Status
- Print Your Application
- Change Password
- Withdraw Application
- Logout

General Information

State of Domicile *
TAMIL NADU

Name of Student *
KALAIKANDI

Community/Category *
ST

Aadhar Number

Father Name *
JAYADAL Y

Mother Name *
RAJEE

Mobile Number *
9790013303

Email ID
kalaitomilose@gmail.com

Annual Family Income *
[]

Academic Details

Select your Institute
INDIAN INSTITUTE OF TECHNOLOGY CHENNAI (20490) BT P.O. CHE

Present Class/Course *
M.TECH(COMPUTER SCIE

Present Class/Co Year *
1

Mode of Study *
Regular/Full Time

Present Class Start Date *
15/09/2020

Previous Board/University name *
INDIAN INSTITUTE OF TECHNOLOGY, C...

Previous Course *
Degree/Diploma/Under G

Previous Passing Year *
2016

Previous Class(%) *
75

University 1, II Rank Holder *
No

10th Class Roll No. *
520013

Board Name *
TAMILNADU BOARD OF SECONDARY E...

Year of Passing *
2002

12th Class Roll No.
[]

Board Name
Choose your option

Year of Passing
[]

Competitive Exams Qualified
Choose your Option

Exam Conducted By
Choose your option

Competitive Exam Roll No.
[]

Competitive Exam Year
[]

Other Details

Is Orphan *
No

Guardian Name *
[]

Is Disabled *
No

Type of Disability *
Choose your option

% of Disability *
0

Marital Status *
Married

Parents Profession *
Others

IFSC Code *
018000400

Bank Account Number *
94001000000

Save & Continue

Please select the course year in which you are studying

- HOME
- Application Form
- Add Aadhaar Number
- Check Your Status
- Print Your Application
- Change Password
- Withdraw Application
- Logout

General Information

State of Domicile *	Scholarship Category *	
TAMIL NADU	Post-Matric/Top Class/MCH	
Mode of Study *	Single Girl Child *	Religion *
Regular/Part Time	Yes	Hindu
Aadhaar Number *	Other Name *	Annual Family Income *
9790013301	RAHUL	50000
	Email Id *	Day Scholar/Hosteler *
	kalatarisasa@gmail.com	Day Scholar

Academic Information

Select year	Present Class/Course *	Present Class/Course Year *	
INDIAN INSTITUTE OF TECHNOLOGY CHENNAI (IIT CHENNAI)	M-TECH(COMPUTER SCIENCE)	1	
Mode of Study *	Present Class Start Date *	Previous Board/University name *	
Regular/Part Time	15/09/2020	INDIAN INSTITUTE OF TECHNOLOGY, C...	
Previous Course *	Previous Passing Year *	Previous Class(%) *	University 1, II Rank Holder *
Degree/Diploma/Undergraduate	2019	75	No
10th Class Roll No. *	Board Name *	Year of Passing *	
520013	TAMILNADU BOARD OF SECONDARY E...	2002	
12th Class Roll No. *	Board Name *	Year of Passing *	
	Choose your option		
Competitive Exams Qualified *	Exam Conducted By *	Competitive Exam Roll No. *	Competitive Exam Year *
Choose your Option	Choose your option		

Other Details

Is Orphan *	Guardian Name *	Is Disabled *	Type of Disability *	% of Disability *
No		No	Choose your option	0
Marital Status *	Parents Profession *	IFSC Code *	Bank Account Number *	
Married	Others	018000400	94001000000	

Save & Continue

Select whether correspondence or regular study mode

- HOME
- Application Form
- Add Aadhaar Number
- Check Your Status
- Print Your Application
- Change Password
- Withdraw Application
- Logout

General Information

State of Domicile * Scholarship Category *

Name of Student * Single Girl Child * Religion *

Annual Family Income * Day Scholar/Hosteler *

Academic Details

Select your Institute

Present Class/Course * Present Class/Course Year *

Mode of Study * Present Class Start Date * Previous Board/University name *

Previous Course * Previous Passing Year * Previous Class(%) * University 1, II Rank Holder *

10th Class Roll No. * Board Name * Year of Passing *

12th Class Roll No. * Board Name * Year of Passing *

Competitive Exams Qualified Exam Conducted By Competitive Exam Roll No. Competitive Exam Year

Other Details

Is Orphan * Guardian Name * Is Disabled * Type of Disability * % of Disability *

Marital Status * Parents Profession * IFSC Code * Bank Account Number *

Select the current class start date from the calendar

- HOME
- Application Form
- Add Aadhaar Number
- Check Your Status
- Print Your Application
- Change Password
- Withdraw Application
- Logout

General Information

State of Domicile *	Scholarship Category *
TAMIL NADU	
Name of Student *	Date of Birth *
KALAITAMIL T	
Community/Category *	Category *
ST	Day Scholar
Aadhar Number	Mobile Number *
	9790013301
	kalaitamil@p

Academic Details

Select your Institute

Present Class/Course *	Present Class/Course Year *		
INDIAN INSTITUTE OF TECHNOLOGY, CHERAI (IIT-CHERAI) BT-PG-CHE	M.TECH(COMPUTER SCIE...		
Mode of Study *	Present Class Start Date *	Previous Board/University name *	
Regular/Full Time	18/09/2020	INDIAN INSTITUTE OF TECHNOLOGY, C...	
Previous Course *	Previous Passing Year *	Previous Class(%) *	University 1, II Rank Holder *
Degree/Diploma/Under G...	2016	75	Yes
10th Class Roll No. *	Board Name *	Year of Passing *	
520017	TAMILNADU BOARD OF SECONDARY E...	2012	
12th Class Roll No. *	Board Name *	Year of Passing *	
	Choose your option		
Competitive Exams Qualified	Exam Conducted by	Competitive Exam Roll No	Competitive Exam Year
Choose your Option	Choose your option		

Other Details

Is Orphan *	Guardian Name *	Is Disabled *	Type of Disability *	% of Disability *
No		No	Choose your option	0
Marital Status *	Parents Profession *	IFSC Code *	Bank Account Number *	
Married	Others	041000400	040010000000	

Save & Continue

Select your Board/University



It should be filled based on the present course you are studying like if you are doing Post Graduate level course then you have to fill Graduate level as Previous course and if you are doing Graduate level course then you have to fill 12th/Intermediate level as Previous course

It should be filled based on the present course you are studying like if you are doing Post Graduate then you have to fill Graduate level as Previous Passing Year and if you are doing Graduate level course you have to fill 12th/Intermediate level as Previous passing year

If you are applying as **Fresh Student** (irrespective of course year i.e. 1, 2, 3, 4, 5) and if you have not received scholarship earlier from this Ministry and if you are presently studying in Graduate level course should enter 12th class aggregate marks in percentage (**Marks should be in Percentage and not in CGPA**) and Students who are presently studying in Post-Graduation level course should enter their Graduation level aggregate marks in percentage (**Marks should be in Percentage and not in CGPA**)

ii) **Renewal Students** who have earlier received scholarship from this Ministry and are either applying in Fresh category or in Renewal category they must mention their previous year/semester course percentage (in which they are presently studying) (**Marks should be in Percentage and not in CGPA**)

- HOME
- Application Form
- Add Aadhaar Number
- Check Your Status
- Print Your Application
- Change Password
- Withdraw Application
- Logout

General Information

State of Domicile *	TAMIL NADU			Scholarship Category *	Post-Matric/Top Class/ICCM				
Name of Student *	KALAITAMILI	Date of Birth *	16/03/1967	Gender *	Female	Single Girl Child *	Yes	Religion *	Hindu
Community/Category *	ST	Father Name *	JAYABAL V	Mother Name *	RANI J	Annual Family Income *	50000		
Aadhar Number		Mobile Number *	9790013101	Email Id	kalaitamilia@gmail.com		Day Scholar/Hosteler *	Day Scholar	

Academic Details

Select your Institute

Institute	INDIAN INSTITUTE OF TECHNOLOGY, CHENNAI (U-0456) III P.O. CHI	Department	M.TECH(COMPUTER					
Mode of Study *	Regular/Full Time	Present Class Start Date *	15/05/2026	Board/University name *	INDIAN INSTITUTE OF TECHNOLOGY, C...			
Previous Course *	Degree/Graduate/Under G...	Previous Passing Year *	2019	Previous Class *	75	University I, II Rank Holder *	No	
10th Class Roll No. *	520013	Board Name *	TAMILNADU BOARD OF SECONDARY E...	Year of Passing *	2002			
12th Class Roll No.		Board Name *	STATE BOARD OF TECHNICAL EDUCATION, Jharkhand	Year of Passing				
Competitive Exam Qualified	Choose your Option *	Exam Cond	Choose you	Roll No				
Competitive Exam Year				Competitive Exam Year				

Other Details

Is Orphan *	Gourdiar Name *	Disability *	% of Disability *
	TAMILNADU DIRECTOR OF		

Select class 10 board

HOME

- Application Form
- Add Aadhaar Number
- Check Your Status
- Print Your Application
- Change Password
- Withdraw Application
- Logout

State of Domicile *
TAMIL NADU

Scholarship Category *
Post Matric/Top Class/MCP

Name of Student *
KALAITAMIL J

Date of Birth *
10/05/1987

Gender *
Female

Single Girl Child *
Yes

Religion *
Hindu

Community/Category *
ST

Father Name *
JAYABAL V

Mother Name *
RANI J

Annual Family Income *
500000

Aadhar Number
[Empty]

Mobile Number *
0790013101

Email Id
kalaitamilca@gmail.com

Day Scholar/Hosteler *
Day Scholar

Academic Details

Select your Institute
INDIAN INSTITUTE OF TECHNOLOGY, CHENNAI (U-0456) IIT P.O. CHE

Present Class/Course *
H.TECH(COMPUTER SCIEN...

Present Class/Course Year *
1

Mode of Study *
Regular/Full Time

Present Class Start Date *
15/05/2020

Previous Board/University name *
INDIAN INSTITUTE OF TECHNOLOGY, C...

Previous Course *
Degree/Graduate/Under G...

Previous Passing Year *
2019

Previous Class(%) *
[Empty]

University I, II Rank Holder *
[Empty]

10th Class Roll No. *
520013

Board Name
TAMILNADU

12th Class Roll No.
[Empty]

Board Name
Choose your option

Competitive Exam Qualified
Choose your Option

Exam Cond
Choose your Option

Roll No
[Empty]

Competitive Exam Year
[Empty]

Select class 12 board

Other Details

Is Orphan *
No

Gaurdian Name *
[Empty]

Disability *
[Empty]

% of Disability *
0

Marital Status *
Married

Parents Pro
Others

Bank Account Number *
845611800005

Board Name (Dropdown):

- Choose your option
- ALIGARH MUSLIM UNIVERSITY BOARD
- ANDAMAN AND NICOBAR DIRECTOR OF EMPLOYMENT AND TRAINING
- ANDAMAN AND NICOBAR SCHOOL BOARD
- ANDHRA PRADESH BOARD OF

Save & Continue

HOME

Application Form

Add Aadhaar Number

Check Your Status

Print Your Application

Change Password

Withdraw Application

Logout

General Information

State of Domicile *		Scholarship Category *		
TAMIL NADU		Post Metric/Top Class/MCH		
Name of Student *	Date of Birth *	Gender *	Single Girl Child *	Religion *
KALAITANSL J	10/05/1987	Female	Yes	Hindu
Community/Category *	Father Name *	Mother Name *	Annual Family Income *	
ST	JAYABAL V	RANI J	300000	
Aadhar Number	Mobile Number *	Email Id	Day Scholar/Hosteler *	
	9790913101	kalaitamilcoe@gmail.com	Day Scholar	

Academic Details

Select your Institute	Present Class / Course *	Present Class / Course Year *
INDIAN INSTITUTE OF TECHNOLOGY, ...	ER SCIEN..	1
Mode of Study *	Previous Board / University name *	
Regular/Full Time	INDIAN INSTITUTE OF TECHNOLOGY, C...	
Previous Course *	Year of Passing	
Degree/Graduate/Under G...	2002	
10th Class Roll No. *	Competitive Exam Year	
520013		
12th Class Roll No.		
Competitive Exam Qualified		
Choose your Option		



Other Details

Is Orphan *	Gaurdian Name *	Is Disabled *	Type of Disability *	% of Disability *

OTHER DETAILS SECTION

INDIAN INSTITUTE OF TECHNOLOGY, CHENNAI (U-0456) IIT P.O. CHE | M.TECH(COMPUTER SCIEN... | 1

Mode of Study * Regular/Full Time | **Present Class Start Date *** 15/05/2020 | **Previous Board/University name *** INDIAN INSTITUTE OF TECHNOLOGY, C...

Previous Course * Degree/Graduate/Under G... | **Previous Passing Year *** 2019 | **Previous Class(%) *** 75 | **University I, II Rank Holder *** No

10th Class Roll No. * 520013 | **Board Name *** TAMILNADU BOARD OF SECONDARY E... | **Year of Passing *** 2002

12th Class Roll No. | **Board Name** Choose your option | **Year of Passing**

Competitive Exam Qualified Choose your Option | **Exam Conducted By** Choose your option | **Competitive Exam Roll No** | **Competitive Exam Year**

Other Details

Is Orphan * No | **Gaurdian Name *** | **Is Disabled *** No | **Type of Disability *** Choose your option | **% of Disability *** 0

Marital Status * Married | **Parents Pre** Others | **Bank Account Number *** 84561190000055

Documents added... | Show all

Type here to search | 12:09 11-08-2020

Select Yes if you are an Orphan

Select Yes if you are disabled

INDIAN INSTITUTE OF TECHNOLOGY, CHENNAI (U-0456) IIT P.O. CHE | M.TECH(COMPUTER SCIEN... | 1

Mode of Study * Regular/Full Time | **Present Class Start Date *** 15/05/2020 | **Previous Board/University name *** INDIAN INSTITUTE OF TECHNOLOGY, C...

Previous Course * Degree/Graduate/Under G... | **Previous Passing Year *** 2019 | **Previous Class(%) *** 75 | **University I, II Rank Holder *** Choose your option

10th Class Roll No. * 520013 | **Board Name *** TAMILNADU BOARD OF SECONDARY

12th Class Roll No. | **Board Name** Choose your option

Competitive Exam Qualified Choose your Option | **Exam Conducted By** Choose your option | **Competitive**

Other Details

Is Orphan * No | **Gaurdian Name *** | **Is Disabled *** No | **Disability *** Choose your option

Marital Status * Married | **Parents Profession *** Others | **IFSC Code *** CNRB0008456 | **Bank Account Number *** 8456118000055

Save & Continue

- Choose your option
- Acid Attack Victim
- Autism Spectrum Disorder
- Blindness
- Cerebral Paisy
- Chronic Neurological Conditions
- Dwarfism
- Hearing impairment(Deaf and Hard of Hearing)
- Hemophilla
- Intellectual Disability
- Leprosy cured person
- Loco motor disability
- Mental illness
- Multiple Disabil
- Multiple Scler
- Muscular Dyst
- Parkinsons Dis
- Person with lo
- Sickle Cell Disease
- Specific Learning Disab

Select type of disability

Change Password

Withdraw Application

Logout

INDIAN INSTITUTE OF TECHNOLOGY, CHENNAI (U-0456) IIT P.O. CHE | M.TECH(COMPUTER SCIEN... | 1

Mode of Study * Regular/Full Time | **Present Class Start Date *** 15/05/2020 | **Previous Board/University name *** INDIAN INSTITUTE OF TECHNOLOGY, C...

Previous Course * Degree/Graduate/Under G... | **Previous Passing Year *** 2019 | **Previous Class(%) *** 75 | **University I, II Rank Holder *** No

10th Class Roll No. * 520013 | **Board Name *** TAMILNADU BOARD OF SECONDARY E... | **Year of Passing *** 2002

12th Class Roll No. | **Board Name** Choose your option | **Year of Passing**

Competitive Exam Qualified Choose your Option | **Exam Conducted By** Choose your option | **Competitive Exam Roll No** | **Competitive Exam Year**

Other Details

Is Orphan * | **Gaurdian Name *** | **Is Disabled *** No | **Type of Disability *** Choose your option | **% of Disability *** 0

Marital Status * Married | **Parents Profession *** Others | **IFSC Code *** CNRB0008456 | **Bank Account Number *** 8456118000055

Save & Continue

Select Marital Status (Eg. Select Married if you are married)

INDIAN INSTITUTE OF TECHNOLOGY, CHENNAI (U-0456) IIT P.O. CHE

M.TECH(COMPUTER SCIEN...

1

Mode of Study * Regular/Full Time

Present Class Start Date * 15/05/2020

Previous Board/University name * TECHNOLOGY, C...

Previous Course * Degree/Graduate/Under G...

Previous Passing Year * 2019

Pre 75

Rank Holder *

10th Class Roll No. * 520013

Board Name * TAMILNADU BOARD OF SECONDARY

Year of Passing * 2002

12th Class Roll No.

Competitive Exam Qualified Choose your Option

Year of Passing

Roll No

Competitive Exam Year

Other Details

Is Orphan * No

Gaurdian N

Disability * your option

% of Disability * 0

Marital Status * Married

Others

Bank Account Number * CNRB0008456 8456118000055

Save & Continue

Select your parent's profession. If not applicable, select others.

- Choose your option
- Aam Aadmi Beema Yojana (AABY) Insured
- Beedi Worker
- Central Armed Police Forces & Assam Rifles (CAPFs/AR)
- Cine Worker
- Ex-RPF
- Ex-RPSF
- Flayers
- IOMC Worker
- LSDM Worker
- Mica Mines Worker
- Others
- Scavengers
- Serving RPF
- Serving RPSF
- State Police Personnel(Martyred in Terrorist/Naxalite Violence)
- Sweepers
- Tanner
- Waste Pickers
- Others

Final Infor (13002) x National Scholarship Scheme x +

scholarships.gov.in/fresh/studentflagPartOne

HCME

- Application Form
- Add Aashaar Number
- Check Your Status
- Print Your Application
- Change Password
- Withdraw Application
- Logout

State of Domicile *
TAMIL NADU

Scholarship Category *
Post Matric/Top Class/MCH

Name of Student *
KALATAMIL J

Date of Birth *
18/05/1987

Gender *
Female

Single Girl Child *
Yes

Religion *
Hindu

Community/Category *
ST

Father Name *
JAYABAL V

Mother Name *
RANI J

Annual Family Income *
500000

Aadhar Number

Mobile Number *
9790913101

Email Id
kalatamisc@gmail.com

Day Scholar/Hosteler *
Day Scholar

Academic Details

Select your Institute
INDIAN INSTITUTE OF TECHNOLOGY, CHENNAI (U-M58) IIT P.O. CHE

Present Class/Course *
M.TECH(COMPUTER SCIEN...

Present Class/Course Year *
1

Mode of Study *
Regular/Full Time

Present Class Start Date *
11/05/2020

Previous Board/University name *
INDIAN INSTITUTE OF TECHNOLOGY, C...

Previous Course *
Degree/Graduate/Under G...

Previous Passing Year *
2018

Previous Class(%) *
75

University I, II Rank Holder *
No

10th Class Roll No. *
520013

Board Name *
TAMILNADU BOARD OF SECONDARY E...

Year of Passing *
2002

12th Class Roll No.

Board Name
Choose your option

Year of Passing

Competitive Exam Qualified
Choose your Option

Exam Conducted By
Choose your option

Competitive Exam Roll No

Competitive Exam Year

Other Details

Is Orphan *

Guardian Name *

Is Disabled *
No

Type of Disability *
Choose your option

% of Disability *
0

Parents Profession *
Married

Others

IFSC Code *
CNRB008456

Bank Account Number *
845611800055

Save & Continue

Documents related...rat

Type here to search

Show all x

12:14
17-08-2020

After filling all the mandatory fields, click on "Save & Continue" to select scheme



National Scholarship Portal

Ministry Of Electronics & Information Technology,
Government of India



Welcome: KALAITAMIL J
Application ID: TN20202100000449

- HOME
- Application Form
- Add Aadhaar Number
- Check Your Status
- Print Your Application
- Change Password
- Withdraw Application
- Logout

Contact Details

State * District * Block/Taluk:

House No./Street No.etc * Pincode *

Scheme Details

SNO Select the Scheme to Apply

1	NATIONAL FELLOWSHIP AND SCHOLARSHIP FOR HIGHER EDUCATION OF ST STUDENTS - SCHOLARSHIP (FORMALLY EDUCATION FOR SCHEDULE TRIBE STUDENTS)
---	---

Upload Documents

(Scholarship Amount less than Rs.50000/-, No Need to Upload any Document, Submit Copy of the Documents in School / College / Institute.)

SNO.	Documents Type	View Document	Action	Doc Format
1	ST Certificate	Not Uploaded	<input type="button" value="Upload"/>	
2	PVTG Certificate if applicable	Not Uploaded	<input type="button" value="Upload"/>	
3	BPL/IRDP Certificate	Not	<input type="button" value="Upload"/>	

The eligible schemes based on entered criteria is displayed here



National Scholarship Portal

Ministry Of Electronics & Information Technology
Government of India



Welcome: KALAITAMIL J

Application ID: TN202021000000449

- HOME
- Application Form
- Add Aadhaar Number
- Check Your Status
- Print Your Application
- Change Password
- Withdraw Application
- Logout

Domicile state as registered will be automatically displayed.

Contact Details

State *

District *

Block/Taluk

House No./Street No.etc *

Pincode *

Scheme Details

SNO Select the Scheme to Apply

1	NATIONAL FELLOWSHIP AND SCHOLARSHIP FOR SCHEDULE TRIBE STUDENTS
---	---

Upload Documents

(Scholarship Amount less than Rs.50000/-, No Need to Upload any Document - Government Institute.)

SNO.	Documents Type	Status	Action
1	ST Certificate	Not Uploaded	Upload
2	PVTG Certificate If applicable	Not Uploaded	Upload
3	BPL/IRDP Certificate	Not	Upload

Districts of the selected State will be displayed here. Select your domicile district.



National Scholarship Portal

Ministry Of Electronics & Information Technology,
Government of India



Welcome: KALAITAMIL J

Application ID: TN20202100000449

- HOME
- Application Form
- Add Aadhaar Number
- Check Your Status
- Print Your Application
- Change Password
- Withdraw Application
- Logout

Contact Details

State * District * Block/Taluk

House No./Street No.etc * Pincode *

Scheme Details

- SNO Select the Scheme to Apply
- 1 NATIONAL FELLOWSHIP AND SCHOLARSHIP FOR HIGHER EDUCATION OF ST STUDENTS - SCHOLARSHIP (FORMALLY TOP CLASS EDUCATION FOR SCHEDULE TRIBE)

Upload Documents

[Scholarship Amount less than Rs.50,000 per Institute.]

SNO.	Documents Type	Status	Action
1	ST Certificate	Not Uploaded	Upload
2	PVTG Certificate if applicable	Not Uploaded	Upload
3	BPL/IRDP Certificate	Not	Upload

Select the scheme you want to apply. Please upload each and every documents to support for easier verification.

DOCUMENTS TO BE UPLOAD

If you comes under PVTG category or BPL (as per the PVTG list available on Ministry of Tribal Affairs Website) and you are applying as FRESH student (student who have earlier not received scholarship from this Ministry irrespective of course year 1,2,3,4,5) then you MUST have to upload this document mandatory

ST Certificate signed and stamped by Competent Authority

Computer purchase receipts not Mandatory in case if you are applying as Fresh (you have not received scholarship earlier from this Ministry)

Income Certificate signed and stamped by Competent Authority

Student who are applying first time in NSP and have not received scholarship earlier from this Ministry and if you are applying for PG level course then you have to upload Graduate level course aggregate mark sheet and if you are applying for Graduate level course then you have to upload 12th/Intermediate course aggregate mark sheet. For RENEWAL Students who have earlier received scholarship from this Ministry you have to upload previous year/semester course Mark sheet

Upload Documents				
(Scholarship Amount less than Rs.50000/- , No Need to Upload any document if you are applying as Fresh student who have not received scholarship earlier from this Ministry / Copy of the Documents in School / College / Institute.)				
SNO.	Documents Type	View Document	Action	Doc Format
1	ST Certificate	Not Uploaded	Upload	
	PVTG Certificate if applicable	Not Uploaded	Upload	
3	BPL/IRDP Certificate	Not Uploaded	Upload	
4	Fee Receipts	Not Uploaded	Upload	
5	Computer purchase receipts if applicable	Not Uploaded	Upload	
6	Books and Stationary receipts	Not Uploaded	Upload	
7	Scanned Copy of the passbook clearly showing the account number and name of student	Not Uploaded	Upload	
8	Disability Certificate issued by the competent authority designated by the District Medical Officer/Civil Surgeon of Govt Hospital	Not Uploaded	Upload	
9	Student PhotoGraph	Not Uploaded	Upload	
10	Income Certificate	Not Uploaded	Upload	
11	Scanned Copy of marksheet of last academic qualification	Not Uploaded	Upload	
12	Bonafide student of Institution	Not Uploaded	Upload	Download

Show all

Withdraw Application
Logout

Documents Upload

Certificate Number <input type="text" value="H430562"/>	Date of issue <input type="text" value="01/09/2009"/>
Place of issue <input type="text" value="Tiruvannmalai"/>	Issued By <input type="text" value="SKP Eng College Anna university"/>

Upload File(Only .PDF & .JPEG File Type with Max. Size 200KB)

IMG_20190316_220024.JPG

SNO.	Documents Type	View Document	Action	Format
6	Books and Stationary receipts	Not Uploaded	<input type="button" value="Upload"/>	
7	Scanned Copy of the passbook clearly showing the account number and name of student		<input type="button" value="Upload"/>	
8	Disability Certificate issued by the competent authority designated by the District Medical Officer/Civil Surgeon of Govt Hospital	Not Uploaded	<input type="button" value="Upload"/>	
9	Student Photograph	Not Uploaded	<input type="button" value="Upload"/>	
10	Income Certificate	Not Uploaded	<input type="button" value="Upload"/>	
11	Scanned Copy of marksheet of last academic qualification	Not Uploaded	<input type="button" value="Upload"/>	
12	Bonafide student of Institution	Not Uploaded	<input type="button" value="Upload"/>	Download

scholarships.gov.in/fresh/studentRegFormTwo.action

Withdraw Application

Logout

SNO.	Documents Type	view Document	Action	Doc. Format
1	ST Certificate	Not Uploaded	upload	
2	PVTG Certificate if applicable	Not Uploaded	upload	
3	BPL/IRDP Certificate	Not Uploaded	upload	
4	Fee Receipts	Not Uploaded	upload	
5	Computer purchase receipts if applicable	Not Uploaded	upload	
6	Books and Stationary receipts	Not Uploaded	upload	
7	Scanned Copy of the passbook clearly showing the account number and name of student		upload	
8	Disability Certificate issued by the competent authority designated by the District Medical Officer/Civil Surgeon of Govt Hospital	Not Uploaded	upload	
9	Student PhotoGraph	Not Uploaded	upload	
10	Income Certificate	Not Uploaded	upload	
11	Scanned Copy of marksheet of last academic qualification	Not Uploaded	upload	

SAVE AS DRAFT FINAL SUBMIT

Please click on "SAVE AS DRAFT" if you are not clear about any information entered by you and you want to edit the form again.

If you are sure of the information entered, click on "FINAL SUBMIT" to submit the form. Upon final submit, you will not be able to edit the form again.

FRESH APPLICATION LOGIN DASHBOARD

The screenshot shows the National Scholarship Portal dashboard. At the top, there is a navigation bar with the portal name, ministry information, and user details. A sidebar on the left contains menu items for application management. The main content area displays a welcome message, current application status, verification details, and a verification log table.

National Scholarship Portal
Ministry Of Electronics & Information Technology,
Government of India.

Welcome: KALAITAMIL J
Application ID: TN20202100000449

HOME

- Application Form
- Add Aadhaar Number
- Check Your Status
- Print Your Application
- Change Password
- Logout

Welcome, KALAITAMIL J
Application ID: TN20202100000449

Current Status

Application Id	TN20202100000449
Application Status	Application Under Process for Verification at Institute Level

Verification Details

Application Verified BY School/Institute/College	No
Application Verified BY Ministry	No
Applicant Aadhaar Verified	No
Applicant Bank Account Detail Validated	No
Selected For Scholarship/Merit List	No
Scholarship Amount Processed From NSP to PFMS	No

Verification Log

Sr	Verify By	Verify Date	Remark(If Any)	Action
----	-----------	-------------	----------------	--------

Windows taskbar at the bottom shows the time as 11:00 on 17-08-2020.

ADD AADHAR NO

The screenshot shows the National Scholarship Portal interface. On the left, a sidebar menu contains several options: HOME, Application Form, Add Aadhaar No (highlighted with a blue callout bubble), Check Your Status, Print Your Application, Change Password, Withdraw Application, and Logout. The main content area is divided into three sections: Contact Details, Scheme Details, and Upload Documents. The Contact Details section includes dropdown menus for State (TAMIL NADU), District (TIRUVANNAMALAI), and Block/Taluk (Choose your option), along with text input fields for House No./Street No.etc. (33 Kamarajar Street) and Pincode (006734). The Scheme Details section shows a list of schemes, with the first one selected: NATIONAL FELLOWSHIP AND SCHOLARSHIP FOR HIGHER EDUCATION OF ST STUDENTS - SCHOLARSHIP (FORMALLY TOP CLASS EDUCATION FOR SCHEDULE TRIBE STUDENTS). The Upload Documents section contains a table with columns for SNO., Documents Type, View Document, Action, and Doc. Format. The table lists three document types: ST Certificate, PVTG Certificate if applicable, and BPL/IRDP Certificate, all of which are currently 'Not Uploaded' and have an 'Upload' button next to them.

Callout Bubble Text: Add Aadhaar No if earlier you have not entered

Contact Details

State *
TAMIL NADU

District *
TIRUVANNAMALAI

Block/Taluk
Choose your option

House No./Street No.etc *
33 Kamarajar Street

Pincode *
006734

Scheme Details

SNO. Select the Scheme to Apply

1 NATIONAL FELLOWSHIP AND SCHOLARSHIP FOR HIGHER EDUCATION OF ST STUDENTS - SCHOLARSHIP (FORMALLY TOP CLASS EDUCATION FOR SCHEDULE TRIBE STUDENTS)

Upload Documents

(Scholarship Amount less than Rs.50000/-, No Need to Upload any Document. Submit Copy of the Documents in School / College / Institute.)

SNO.	Documents Type	View Document	Action	Doc. Format
1	ST Certificate	Not Uploaded	Upload	
2	PVTG Certificate if applicable	Not Uploaded	Upload	
3	BPL/IRDP Certificate	Not Uploaded	Upload	

CHECK YOUR STATUS

The screenshot shows the National Scholarship Portal interface. On the left, a sidebar contains several menu items: HOME, Application Form, Add Aadhaar Number, Check Your Status, Print Your Application, Change Password, Withdraw Application, and Logout. The 'Check Your Status' option is highlighted with a blue callout bubble that contains the text: "Check Your Status" displays the current status of your application form.

The main content area is divided into sections. The 'Contact Details' section includes fields for State, Block/Taluk, and Pincode. Below this, a green banner displays the text: "NATIONAL FELLOWSHIP AND SCHOLARSHIP FOR HIGHER EDUCATION OF ST STUDENTS - SCHOLARSHIP (FORMALLY TOP CLASS EDUCATION FOR SCHEDULE TRIBE STUDENTS)".

The 'Upload Documents' section contains a note: "(Scholarship Amount less than Rs.50000/-, No Need to Upload any Document. Submit Copy of the Documents in School / College / Institute.)". Below the note is a table with columns for SNO., Documents Type, View Document, Action, and Doc Format.

SNO.	Documents Type	View Document	Action	Doc Format
1	ST Certificate	Not Uploaded	Upload	
2	PVTG Certificate if applicable	Not Uploaded	Upload	
3	BPL/IRDP Certificate	Not Uploaded	Upload	

CHANGE PASSWORD

The screenshot shows the National Scholarship Portal interface. On the left sidebar, the 'Change Password' option is highlighted. A blue callout bubble points to this option with the text: "Use the 'Change Password' link to change your existing password".

Page Header: National Scholarship Portal, Ministry Of Electronics & Information Technology, Government of India. Application ID: TN20002100000440.

Contact Details: District: TRUVANAMPALA, Block/Taluk: Choose your codon, Pincode: 601704.

Select the Scheme to Apply: NATIONAL FELLOWSHIP AND SCHOLARSHIP FOR HIGHER EDUCATION OF ST STUDENTS - SCHOLARSHIP (FORMALLY TOP CLASS EDUCATION FOR SCHOLARSHIP (TRIBE STUDENTS))

Upload Documents: (Scholarship Amount less than Rs.50000/-, No Need to Upload any Document. Submit Copy of the Documents in School / College / Institution.)

SNO.	Documents Type	View Document	Action	Doc Format
1	ST Certificate	Not Uploaded	Upload	
2	PW/G Certificate if applicable	Not Uploaded	Upload	
3	BPI/TRDP Certificate	Not Uploaded	Upload	

PRINT APPLICATION FORM

The screenshot shows the National Scholarship Portal interface. On the left sidebar, there is a red button labeled 'HOME' and several menu items: 'Application Form', 'Add Aadhaar Number', 'Check Your Status', 'Print Your Application', 'Change Password', 'Withdraw Application', and 'Logout'. A blue callout bubble points to the 'Print Your Application' link with the text: 'Use the "Print Your Application" link to print final submitted applications'. The main content area is titled 'Contact Details' and contains form fields for State (TAMIL NADU), District (TIRUVANNAMALAI), Block/Taluk (Choose your option), and Pincode (602754). Below this is a green banner for 'ST SCHOLARSHIP AND SCHOLARSHIP FOR HIGHER EDUCATION OF ST STUDENTS - SCHOLARSHIP FORMALLY TOP CLASS EDUCATION FOR SCHEDULE TRIBE STUDENTS'. The 'Upload Documents' section includes a note: '[Scholarship Amount less than Rs.50000/-, No Need to Upload any Document, Submit Copy of the Documents In School / College / Institute.]' and a table with columns for SNO., Documents Type, View Document, Action, and Doc. Format.

SNO.	Documents Type	View Document	Action	Doc. Format
1.	ST Certificate	Not Uploaded	Upload	
2.	PWTC Certificate if applicable	Not Uploaded	Upload	
3.	BPL/RDP Certificate	Not Uploaded	Upload	

LOGOUT

The screenshot shows the National Scholarship Portal interface. The browser address bar displays the URL: `scholarships.gov.in/frm/studentRegPartTwo.action`. The page header includes the National Scholarship Portal logo, the Ministry of Electronics & Information Technology, Government of India, and the Digital India logo. A user is logged in as KALAIKATAMEL, with Application ID: TN202002100000449.

The left sidebar contains the following menu items:

- HOME
- Application Form
- Add Aakhaar Number
- Check Your Status
- Print Your Application
- Change Password
- Withdraw Application
- Logout

The main content area is divided into three sections:

- Contact Details:** Includes dropdowns for State (TAMIL NADU), District (TIRUVANNARAJI), and Block/Taluk (Choose your option). It also has input fields for House No./Street No. etc. (32 Kamarajar Street) and Pincode (006734).
- Scheme Details:** A section titled "SNO Select the Scheme to Apply" with a single entry: "1 NATIONAL FELLOWSHIP AND SCHOLARSHIP FOR HIGHER EDUCATION OF ST STUDENTS - SCHOLARSHIP (FORMALLY TOP CLASS EDUCATION FOR SCHEDULE TRIBE STUDENTS)".
- Upload Documents:** A table listing required documents and their upload status. A note states: "(Scholarship Amount less than Rs.50000/-, No Need to Upload any Document. Submit Copy of the Documents in School / College / Institute.)"

SNO.	Documents Type	View Document	Action	Doc. Format
1	ST Certificate	Not Uploaded	Upload	
2	PVTG Certificate If applicable	Not Uploaded	Upload	
3	BPL/IRDP Certificate	Not Uploaded	Upload	

A blue callout bubble with the text "Logout Button" points to the "Logout" option in the left sidebar.

NATIONAL FELLOWSHIP AND SCHOLARSHIP FOR HIGHER EDUCATION OF ST STUDENTS (EARLIER KNOWN AS TOP CLASS SCHOLARSHIP SCHEME FOR ST STUDENTS (NSP APPLICATION FORM FIELDS DETAILS FOR THE YEAR 2020-21 : FOR STUDENTS)

Sl. No.	General Information	Explanation of the Fields
1	Application Id	An Application ID (Permanent ID) will be provided to the candidate once his/her Registration is done.
2	Application Registration Date	It means the date when you finally submitted your application
3	Applied for Scheme	National Fellowship and Scholarship for Higher Education of ST Students- Scholarship (Formally Top Class Education for Schedule Tribe Students)
4	State of Domicile	Domicile state means the state in which students have their permanent address. Students are required to provide their domicile state correctly as the "Application Id" allotted to them will be based on domicile state. This application Id will also be used as "Login Id" on the portal and for future references. Once allotted the student will not be allowed to change the domicile State under any circumstances. The student needs to provide a Bonafide Certificate in the prescribed proforma if the Students domicile state is different from the state of Institute/School, he/she is studying.
5	Scholarship Category	You have to fill Post Matric/Top Class
6	Name of Student	Your name as per your name mentioned on the 10th class certificate
7	Date of Birth (DD/MM/YYYY)	Your date of Birth as per your name mentioned in the certificate
8	Gender	Male or Female or Transgender
9	Religion	Your religion (Hindu, Sikkh, Muslim , Christian, Parsi etc)
10	Community/Category	You have to mention ST / PVTG
11	Fathers Name	Your Father's name
12	Mothers Name	Your Mother's name



Sl. No.	General Information	Explanation of the Fields
13	Annual Family Income	<p>You have to fill your total family income (Total Family Income of the candidate from all sources should not exceed Rs. 6.00 lakh per annum) .</p> <p><i>The family income shall be computed in the following manner: -</i></p> <p><i>I. In case where both father and mother are working, the combined income of both of them from all sources shall be taken into account in computing total family income.</i></p> <p><i>II. In case any other member of the family, other than father and mother is an earning member, his or her income shall not be included in computing total family income.</i></p> <p><i>III. In case only one parent is alive, the income of that parent shall be taken into account for considering total family income. If other sibling or family member is an earning member, their income shall not be included in computing total family income.</i></p> <p><i>Note 1: Definition of Income - Income means gross income including income from all sources e.g. Salary, Interest Income, House property Income, Business Income, Agriculture Income, Income from any other Sources etc. It is clarified that Income for the purpose of scholarship is not the taxable Income as defined in Income Tax Act. Under the income tax act gross total income means Income after excluding the exempt income and total income means Income after giving deduction available under section 80. For the purpose of deriving family income, the deductions and exemption available in the Income Tax Act u/s 10, Section 80 or any other section will not be available in computing family income under the scheme.</i></p> <p><i>Note 2: The income certificate given at the time of admission should be take in the same year for which the admission is taken. In the case of salaried employee, the income of previous financial year will be considered for the purpose of eligibility. For example, if candidate applies afresh for academic year 2020-21, the family income for financial year 2019-20 would be required.</i></p>
14	Aadhar Number	Enter Aadhar Number and it should be seeded with NPCI . Your bank should do this process
15	Mobile Number	Provide correct and authenticated mobile number, as all the communications and One-time passwords related to portal activities will be sent as SMS on this mobile number. Only one registration is allowed with one mobile number.
16	Email Id	Provide correct and authenticated email id, as all the communications and One-time passwords related to portal activities will be sent on this email Id.
17	Day Scholar/ Hosteler	Hosteller means student who resides in the Institute Premises and Day Scholar means who resides outside the Institute Premises. So you have to fill accordingly. Living Expenses/Hostel Charges will be given only to Hosteller and not to Day Scholars as per norms of Scheme Guidelines.

Sl. No.	General Information	Explanation of the Fields
	Academic Details	
18	Present Institute Name	You have to fill Institute Name where you are currently studying
19	Present Class/Course	You have to fill your Course Name which you are studying presently in your Institute
20	Present Class/Course Year	You have to fill your Course Year which you are studying presently in your Institute
21	Present Class Start Date	You have to fill date when your classes start in Institute
22	Mode of Study	You are doing Regular Course / Part time/Full time/Correspondance course in your present Institute
23	Previous Board/ University Name	You have to fill Board /University name of your previous course
24	Previous Course	If presently you are studying in Post Graduate level course then you have to fill Graduate level as Previous course and if you are studying in Graduate level course then you have to fill 12 th /Intermediate level as Previous course.
25	Previous Passing Year	It should be fill based on the present course you are studying like if you are doing Post Graduate then you have to fill Graduate level as Previous Passing Year and if you are doing Graduate level course you have to fill 12 th /Intermediate level as Previous passing year.
26	Previous Class (%)	i) For Fresh students who are applying in Fresh category with new application id and have not received scholarship earlier from this Ministry (irrespective of course year 1, 2,3, 4,5) : It should be filled based on the present course you are studying like if you are doing Post Graduate then you have to fill Graduate level aggregate percentage (%) as Previous Class Percentage (%) and if you are doing Graduate level course then you have to fill 12 th /Intermediate level aggregate percentage (%) as Previous class Percentage (%) . Please upload your Marksheet accordingly. ii) For Renewal Students who are applying in Renewal category with their previous year application id or in Fresh category as Renewal students with New Application Id : They should fill their previous year/semester percentage of the course in which they are presently studying and upload previous year/semester marksheet only.
27	University I & II Rank Holder	You have to Yes or No from Dropdown list
28	10th Class Roll No.	Your 10th class Roll No.
29	10th Class Passing Year	Your 10 th class passing year



Sl. No.	General Information	Explanation of the Fields
30	10th Class Board Name	Your 10th class Board Name
31	12th Class Roll No.	Your 12th class Roll No.
32	12th Class Passing Year	Your 12 th class passing year
33	12th Class Board Name	Your 12th class Board Name
34	Competitive Exam Qualified	Not Mandatory
35	Exam Conduced By	Not Mandatory
36	Competitive Exam Roll No.	Not Mandatory
37	Competitive Exam Year	Not Mandatory
	Other Details	
38	Is Orphan	You have to fill Yes or No
39	Is Disabled	You have to fill Yes or No
40	Type of Disability	If you are disable then you have to fill type of disability like Blindness, Hearing impaiement, Leprosy cured person, Loco motor Disability, Mental illness, Mental retardation, Person with low vision.
41	Percentage of Disability	If you are disable then you have to fill disability percentage as approved by Competent Authority.
42	Marital Status	You are Married / Un Married / Divorce / Widow
43	Parents Profession	You have to fill your parents profession like Aam Aadmi Beem Yojna Insured, Beedi Worker, Central armed Police Forces and Assam Rifles, Sweeper, Others etc.
44	IFSC Code	You have to fill your IFSC Code
45	Bank Account Number	Please fill the account number which is active and it should be Aadhaar linked, (Please don't give your relatives account No.). One registration must be done with one bank account number.



Sl. No.	General Information	Explanation of the Fields
	Contact Details	
46	State	You have to fill Name of the State where you belongs.
47	District	You have to fill name of District of the State where you belongs.
48	Block	You have to fill your Block (District sub-division).
49	Address	You have to fill your address.
50	Pin Code	You have to fill Pin Code of your address
	Documents Type	
51	Student Photograph	You have to upload your photograph in .jpeg format
52	Income Certificate	Upload latest Income Certificate for the year 2019-20 and it should be issued by State Revenue officer not below the rank of Tehshildar signed and stamped (Certificate signed by Notary is not valid) .
53	Scanned copy of the Passbook clearly showing the account number and name of student	Scanned Copy of Passbook which shows your account no, which you are filling in your form
54	ST Certificate	Your ST Certificate signed and stamped by Competent Authority
55	PVTG Certificate if Applicable	If you comes under PVTG category (as per the PVTG list available on Ministry of Tribal Affairs Website) and you are applying as FRESH student (student who have earlier not received scholarship from this Ministry irrespective of course year 1,2,3,4,5) then you have to upload this document mandatory
56	BPL Certificate (Below Poverty Line) if Applicable	If you comes under BPL category and you are applying as FRESH student (student who have earlier not received scholarship from this Ministry irrespective of course year 1,2,3,4,5) then you have to upload this document mandatory issued by Competent Authority
57	Diyvangjan (Disability Certificate)	If you comes under Disability category and you are applying as FRESH student (student who have earlier not received scholarship from this Ministry irrespective of course year 1,2,3,4,5) then you have to upload this documents issued by the Competent Authority Designated by District Medical Officer / Civil Surgeon of the Govt. Hospital.
58	Fee Receipts	You have to upload all your fees receipts
59	Computer purchase receipts if applicable	Upload Computer purchase receipts if applicable (Not Mandatory)
60	Books and Stationary receipts	Upload books and stationary receipt (Not Mandatory)



Sl. No.	General Information	Explanation of the Fields
61	Scanned Copy of Marksheet of Last Academic Qualification	<p>Upload Marksheet as per below criteria : i) If you are applying as Fresh Student (irrespective of course year i.e. 1, 2, 3, 4, 5) and if you have not received scholarship earlier from this Ministry and applying for Graduate level course then you have to upload your 12th class aggregate marksheet. IF You are applying as Renewal Student with previous year application id then you have to upload previous year/semester course Marksheet (in which you are presently studying)</p> <p>ii) IF you are applying as Fresh Student (irrespective of course year i.e. 1, 2, 3, 4, 5) and if you have not received scholarship earlier from this Ministry and applying for Post Graduate level course then you have to upload your Graduate level aggregate marksheet. IF You are applying as Renewal Student with previous year application id then you have to upload previous year/semester course Marksheet (in which you are presently studying) .</p>
62	Bonafide Student of the Institution	You have to upload this certificate which is given to you by your institute if you are a bonafide student of that Institute.

FAQ's for Students for NSP 2020-21:

National Fellowship and Scholarship for Higher Education of ST Students (earlier known as Top Class Scholarship Scheme)

Question 1: *Who are eligible to apply for National Fellowship and Scholarship for Higher Education of ST Students Scheme (earlier known as Top Class Scholarship Scheme)?*

Answer 1: Eligibility conditions to apply for "National Fellowship and Scholarship for Higher Education of ST Students" Scheme (earlier known as Top Class Scholarship Scheme) are given below:

- i. ST students who have secured admission in the identified 246 Top Class Institutions by Ministry of Tribal Affairs and according to the norms prescribed by the respective Institutions will be eligible for the scholarship under the scheme.
- ii. The total family income of the candidate to be eligible for this scholarship from all sources should not exceed Rs.6.0 lakh per annum.

The family income shall be computed in the following manner: -

- a. In case where both father and mother are working, the combined income of both of them from all sources shall be taken into account in computing total family income.
- b. In case any other member of the family, other than father and mother is an earning member, his or her income shall not be included in computing total family income.
- c. In case only one parent is alive, the income of that parent shall be taken into account for considering total family income. If other sibling or family member is an earning member, their income shall not be included in computing total family income.

Note 1: Definition of Income - *Income means gross income including income from all sources e.g. Salary, Interest Income, House property Income, Business Income, Agriculture Income, Income from any other Sources etc. It is clarified that Income for the purpose of scholarship is not the taxable Income as defined in Income Tax Act. Under the income tax act gross total income means Income after excluding the exempt income and total income means Income after giving deduction available under section 80. For the purpose of deriving family income, the deductions and exemption available in the Income Tax Act u/s 10, Section 80 or any other section will not be available in computing family income under the scheme.*

Note 2: *The income certificate given at the time of admission should be taken in the same year for which the admission is taken. In the case of salaried employee, the income of previous financial year will be considered for the purpose of eligibility. For example, if candidate applies afresh for academic year 2020-21, the family income for financial year 2019-20 would be required.*

Question 2: *Where can I get the 246 Top Class Institute List?*

Answer 2: You have to Click URL <https://tribal.nic.in/> ----> Menu ---> Schemes ---> Scheme Guidelines ---> Scholarships ---> Revised Guidelines of "National Fellowship and Scholarship for Higher Education of ST Students " ---> 246 Identified Top Class Institutes List



FAQ's for Students for NSP 2020-21:

National Fellowship and Scholarship for Higher Education of ST Students (earlier known as Top Class Scholarship Scheme)

Question 3: What is the slot for Fresh scholarship every year?

Answer 3: The total number of fresh Scholarship each year is 1000.

Question 4: Is there any ceiling in Institute wise and stream wise number of slots for Top Class Institutes?

Answer 4: There is no ceiling in Institution wise and stream wise number of slots for the Top-Class Institution.

Question 5: How can I apply online for scholarship?

Answer 5: In order to apply online, please visit the website through URL www.scholarships.gov.in

Question 6: What is the last date for submitting applications online?

Answer 6: Opening and closing dates of portal has been decided by DBT Mission and same is available on National ScholarshipsPortal. Also, dates are available on MoTA Website and Ministry also communicated the same with the Institutes and States.

Question 7: How to submit the online application? Should I need the user id and password to apply for scholarship?

Answer 7: Applying procedures for Scholarship Schemes for both Fresh and Renewal are given below:

- i. **Fresh Students** (students who have not received the scholarship earlier from the Ministry irrespective of the course year i.e. 1,2,3,4,5): Students applying for scholarship for the first time (**Fresh Students**) need to "Register" on the portal as fresh applicant by providing accurate and authenticated information as printed on their documents in the "**Student Registration Form**". Student have to Click on the option "New Registration", on the home page of National Scholarships Portal. Fill up the application as per the instructions given by the system then click on save button. After saving, student will get a "Temporary ID". The system will instruct the applicant to submit his/her Temporary ID and date of birth to fill subsequent details. Once registration is complete on click of submit button, a Permanent Registration ID is generated which can be used for Renewal and tracking the status of application.
- ii. **Renewal Students:** They have to click on login button available on the home page of National Scholarships Portal. Student have to click on the current year i.e. 2020-21 to apply as Renewal student to avail the scholarship for 2020-21. Then student will apply with their Application Id and Date of Birth which they registered application id of previous year.



FAQ's for Students for NSP 2020-21:

National Fellowship and Scholarship for Higher Education of ST Students (earlier known as Top Class Scholarship Scheme)

Question 8: I am a Renewal student but while applying in NSP under Renewal category, I have clicked on "Withdraw your application button" button by mistake then how can I again apply for Renewal?

Answer 8: In this case you can't apply again in Renewal category with the same application id. You have to again register yourself and fill your application under Fresh category. Also, under course year option available in the application form, please mention your present course year and upload your Semester Mark sheet of the course in which you are presently studying and enter your semester marks in NSP application form.

Question 9: I have been received scholarship from this Ministry in 2018-19 but for some reason I have not applied in 2019-20. Now while applying in 2020-21 in NSP under Renewal category, I am not able to apply with the previous application id. What is the reason for this?

Answer 9: If you have not applied in 2019-20 then you can't apply in NSP in 2020-21 with the previous application id. Now you have to again fill your application under Fresh category and under course year mention your present course year and upload your Semester Marksheet of the course in which you are presently studying and enter your semester marks in NSP application form.

Question 10: Which fields in the application form are mandatory?

Answer 10: Fields provided with red asterisk (*) mark are mandatory fields.

Question 11: Do I have to fill up the online application in one sitting?

Answer 11: No. You can fill up the online application in as many sittings as you wish, until you are satisfied that you have entered all desirable fields correctly. The software provides facility to save your application at every stage.

Question 12: Is there any permanent ID? How will it be communicated to me?

Answer 12: Yes, an Application ID (Permanent ID) will be provided to the candidate once his/her Registration is done. It will be conveyed to candidates through SMS and e-mail. Students should memorize their Application ID as it will be required while applying for Fresh/renewal scholarship.

Question 13: How to I check the status of my application?

Answer 13: Student can check the status of Online Application by submitting his/her Permanent id and Date of Birth and open the link "Check yourStatus".

Question 14: What is UID number/Aadhaar Number?

Answers 14: UID number otherwise known as 'Aadhaar' number is Unique Identification Number given by Unique Identification Authority of India (UIDAI). Aadhaar is unique 12-digit number assigned after de-duplication of biometrics.



FAQ's for Students for NSP 2020-21:

National Fellowship and Scholarship for Higher Education of ST Students (earlier known as Top Class Scholarship Scheme)

Question 15: What is the size of documents to be uploaded in the Scholarship Portal?

Answer 15: The format of the file should be .pdf and .jpeg and the size of each document should not exceed more than 200 KB.

Question 16: Do I need mobile number for applying for scholarship scheme through National Scholarship Portal?

Answer 16: Yes, mobile number is compulsory for applying for Scholarship Scheme through National Scholarship Portal.

Question 17: Do I need an email ID for applying for scholarship?

Answer 17: Email ID is required at registration but, it is not compulsory.

Question 18: Can I apply for more than one Scholarship Scheme?

Answer 18: A student can't apply for more than one Scholarship Scheme.

Question 19: Do I need to get my Aadhaar Card to apply for Scholarship?

Answer 19: Aadhaar No. is not Mandatory for the Students in order to Register and fillup the application form online. Students can apply for Scholarship without entering the 12-digit Aadhaar no. but in that case, they have to enter Aadhaar Enrollment Id and upload scanned copy Bank Passbook with Photograph, in PDF or JPEG format (Maximum size 200 KB). The student will also be required to upload bonafide student certificate from Institute / School in along with their application form.

Aadhaar Number could also be used for crediting scholarship amount in the bank account linked* to your Aadhaar number in fast track mode.

*To link your bank account with Aadhaar number for receiving scholarship in the same, please visit your bank branch and submit a "bank consent form for receiving DBT". You can check which bank is linked to your Aadhaar number on NPCI mapper here <https://resident.uidai.gov.in/bank-mapper> or through Aadhaar-enabled micro-ATM machine of any of these banks.

Question 20: How to view the scheme guidelines of National Fellowship and Scholarship for Higher Education of ST Students ?

Answer 20: You have to Click URL <https://tribal.nic.in/> ----> Menu ---> Schemes ---> Scheme Guidelines ---> Scholarships ---> Revised Guidelines of "National Fellowship and Scholarship for Higher Education of ST Students "

Question 21: How to I know the deadline for verification of application at Institute/Ministry level?

Answer 21: Deadline of verification of application at Institute/Ministry level is available on the NSP portal. Ministry communicates the same to your institute and you can check from your institute also.



FAQ's for Students for NSP 2020-21:

National Fellowship and Scholarship for Higher Education of ST Students (earlier known as Top Class Scholarship Scheme)

Question 22: How to overcome the problem of Login even after getting system generated Application ID and DOB as Password?

Answer 22: The "Forgot Application Id" option may be used and this problem can be overcome by using Search by Bank Account Number and Search by Mobile Number.

Question 23: What precautions should I take while entering the bank account details in NSP application form?

Answer 23: The student/applicant must ensure that the Bank Account details (A/c Number, IFSC Code) submitted is correct and account is under the student's name. Also keep the account active (i.e. non-dormant) and functional to receive scholarship amount (i.e. Any condition imposed on accounts by bank like seeding of AADHAAR, any limit on receiving credit in account etc., which may hamper scholarship credit in account should be complied with). Please don't enter your parent's or friend's bank account number in NSP application form.

Question 24: If I have done mistake in entering some bank account details in my application form in NSP, do updation of account details option is available in application form?

Answer 24: The student/applicant shall not that NSP provides only one chance for updating bank account details (only in case when bank accounts details are not validated by PFMS). Applicants should be cautious to exercise this option, failing which the application will not be considered for scholarship.

Question 25 : My registered bank account (in NSP) is closed by me due to some reasons, I want to change my Bank account details for renewal So please give me option to change in Bank details.

Answer 25 : NSP is not allowing any Renewal student to change the bank account.

Question 26: What is the reason if National Fellowship and Scholarship for Higher Education of ST Students Scheme is not coming in drop down list?

Answer 26: As per the inputs provided by the student, if these do not fit as per the Guidelines, then only National Fellowship and Scholarship for Higher Education of ST Students is not available in the drop-down list.

Question 27 : If by mistake I have selected wrong Institute which is not as per 246 Top Class Institutes List then how can I correct the same ?

Answer 27 : If by mistake a student/applicant has chosen wrong institute then there are 2 stages i) If applicant selects some other Institute by mistake and application is finally submitted by the student at Institute level then applicant will have to approach to Institute which he/she has filled in the application and get their application marked defective from that Institute and then applicant can correct the Institute, ii) If applicant selects some other Institute by mistake and if application is not finally submitted by the student at Institute level then student can change the Institute name anytime.



FAQ's for Students for NSP 2020-21:

National Fellowship and Scholarship for Higher Education of ST Students (earlier known as Top Class Scholarship Scheme)

Question 28 : I am unable to login into the NSP for renewal of ST scholarship using the same ID that I received last year. Website says no record found. What is the reason ?

Answer 28 : The reason for why you are unable to apply in NSP with previous year Application id is that because in last year you have filled the Course duration details in Course Year column. In the course year you have to mention present year in which you are studying . Might be you have filled complete duration of your course in Course Year column. **For example :** Your present course year is 2 and Duration of your course is 3 . In NSP last year in your application under course year column you have filled "3" instead of "2", so NSP picks up from Course duration database that your course has already been completed. So when in present year you are applying with same previous year id , NSP is not allowing you to fill the application because duration of your course is already completed. So in the Course Year column you have to fill year for which you are applying for scholarship in NSP.

Question 29 : I am a student of 2018-19 batch when I was in first year and I got scholarship also. But I got year back and thus couldn't apply for renewal in 2019-20 session. Now I am promoted and want to apply for scholarship. Whether I should apply as renewal or as fresh. I have tried to apply as renewal but when I have entered my 2018-19 application ID and password, nothing is showing ?

Answer 29 : Student have to apply in NSP in 2020-21 for the year 2020-21. He is not eligible to receive scholarship for the year i.e. 2019-20. Also in the NSP he has to apply under Fresh category as Renewal Student. Also your Institute have to inform to this Ministry that you are a Renewal student and the year of scholarship in which you have received the scholarship so that Ministry will not consider your name in the generation of Merit List of 1000 students list.

Question 30 : I am in the fifth year and he I did not apply for the 2016-17. At present I am in the fifth year. Also I have received scholarship from the Ministry for rest of the years i.e. from 2017-8 till 2019. Only in 2016-17 I have not applied and not received the scholarship. Can I apply for the scholarship in 2020-21 for 2016-17 scholarship?

Answer 30 : In 2020-21 a student is eligible to receive the scholarship only for 2020-21 and he can't apply in 2020-21 for 2016-17 scholarship or any previous year scholarship .

Question 31: If I am applying for the first time (not received scholarship earlier from the Ministry) in NSP for scholarship which marks and percentage I have to enter?

Answer 31: Students who are applying first time (not received scholarship earlier from the Ministry) in NSP under Fresh category and have not received scholarship earlier from this Ministry under "National Fellowship and Scholarship for Higher Education of ST Students", irrespective of course year (1, 2, 3, 4, 5), they have to enter 12th class aggregate marks and percentage if they are presently studying in Graduation level course and students who are presently studying in Post-Graduation level course they have to enter their Graduation level aggregate marks and percentage. Please note marks should be in percentage and not in CGPA.

Question 32: If in previous year I have received scholarship from this Ministry under the same scheme which marks and percentage should I have to enter in NSP application form ?

Answer 32: You have to upload your previous semester (in which you are presently studying in your institute) marksheet and enter the previous semester marks



FAQ's for Students for NSP 2020-21:

National Fellowship and Scholarship for Higher Education of ST Students (earlier known as Top Class Scholarship Scheme)

Question 33: If my application has been marked by my Institute / Ministry in Defective mode then how again I have to submit my application at Institute / Ministry level?

Answer 33: Please note as under:

- i. If your application has been marked in Defective mode by your Institute, then your application is available at your level, you have to do the necessary updation in your application form and click on SUBMIT Button and application will go online at your Institute level for verification. After verification of application done by your institute, application comes at Ministry level for final verification.
- ii. If your application has been marked in Defective mode by Ministry, then your application is available at your level, you have to do the necessary updation in your application form and click on the SUBMIT Button and application will go online at your Institute level. After verification of application done by your institute, application comes at Ministry level for final verification.

Question 34: Can I fill CGPA marks in NSP application form?

Answers 34: Students have to enter marks only in percentage and not in CGPA. If you have received marks in CGPA then you have to convert the same in percentage as per standard format and marks entered by you should be approved by your institute.

Question 35: Do I have to upload all the documents which is being asked in NSP application form even my fees is less than Rs. 50,000/- as while filling the application form in NSP, it shows no need to upload documents if your fees is less than Rs. 50000/-

Answer 35: Please note as under:

- a. You have to mandatory upload below documents in your application form:
 - i. Student Photograph
 - ii. Upload latest Income Certificate for the year 2019-20 (as mentioned above in Answer No. 1) and it should be issued by state revenue officer not below the rank of Tehshildar signed and stamped .
 - iii. Caste Certificate signed and stamped by Competent Authority
 - iv. Scanned Copy of the Passbook clearly showing the account number and name of the student
 - v. Student Fee Receipts
 - vi. Scanned Copy of Marksheet of Last Academic Qualification. Upload Marksheet as per criteria mentioned below:
 - vii. If you are applying as **Fresh Student** (irrespective of course year i.e. 1, 2, 3, 4, 5) and if you have not received scholarship earlier from this Ministry and if you are applying for Graduate level course then you have to upload your 12th class aggregate marksheet. IF you are applying as **Renewal Student** with previous year application id then you have to upload previous year/semester course Marksheet (in which you are presently studying)
 - viii. If you are applying as **Fresh Student** (irrespective of course year i.e. 1, 2, 3, 4, 5) and if you have not received scholarship earlier from this Ministry and if you are applying for Post Graduate level course then you have to upload your Graduate level aggregate marksheet. IF you are applying as **Renewal Student** with previous year



FAQ's for Students for NSP 2020-21:

National Fellowship and Scholarship for Higher Education of ST Students (earlier known as Top Class Scholarship Scheme)

application id then you have to upload previous year/semester course Marksheet (in which you are presently studying)

ix. Bonafide Student of the Institution

b. Below documents are optional to be upload in your application form **but mandatory if you falls under below categories:**

- i. **PVTG (Particularly Vulnerable Tribe Group) Certificate**(this document is **Mandatory if you falls under this category and you are applying as a Fresh student and you have not received scholarship earlier from this Ministry**): If you comes under PVTG category (as per the PVTG list available on Ministry of Tribal Affairs Website) then you have to upload this document mandatory.
- ii. **BPL (Below Poverty Line) Certificate** (this document is **Mandatory if you falls under this category and you are applying as a Fresh student and you have not received scholarship earlier from this Ministry**): If you comes under BPL category then you have to upload this document mandatory issued by Competent Authority
- iii. **Computer Purchase Receipts if applicable:** Not mandatory
- iv. **Books and Stationery Receipts:** Not mandatory
- v. **Divanygjan (Disability) Certificate** (this document is **Mandatory if you falls under this category and you are applying as a Fresh student and you have not received scholarship earlier from this Ministry**): Disability Certificate issued by the Competent Authority Designated by District Medical Officer / Civil Surgeon of the Govt. Hospital

Question 36: If I belong to Rajasthan, do I have to upload Income Certificate signed by Competent Authority or can I upload certificate signed by Notary?

Answer 36: No, you have to upload Income Certificate signed and stamped by Competent Authority like Tehsildar, Deputy Commissioner and Executive Magistrate etc. Income Certificate signed by Notary is not valid certificate.

Question 37: For every year while applying in NSP should I have to upload Income Certificate signed by Competent Authority?

Answer 37 :

For the first year the income certificate should have been issued by the competent authority. From second year onwards, student can submit self-certified income certificate.



FAQ's for Students for NSP 2020-21:

National Fellowship and Scholarship for Higher Education of ST Students (earlier known as Top Class Scholarship Scheme)

Question 38: If I am living outside the hostel premises or in rented accommodation, will am I eligible to receiving Living Expenses / Hostel Charges?

Answer 38: Living Expenses / Hostel Charges will be reimbursed to the students who resides in the hostel premises means Hosteller's and not for Day scholars who reside outside the hostel or in rented accommodation.

Question 39: What is the selection procedure of generation of Merit List of 1000 students every year?

Answer 39: The total number of fresh Scholarship each year is 1000. There is no ceiling in Institution wise and stream wise number of slots for the Top-Class Institution. In case the number of candidates exceeds the number of available awards, the MoTA will select the candidates based on a criterion of marks obtained in the last passed examination. Slots will be provided to sub-categories in the following priority:

Priority	Category	Slots
1	Person with Disability (PWD)WD	5% of Total Slots
2	PVTG	50 Slots
3	BPL	50 slots
4	FEMALE	30% of Total Slots

Question 40 : Will I get scholarship even if my name is not in the merit list ?

Answer 40: No you are not eligible to receive scholarship if you are not selected in the Merit List. Only students who are selected in 1000 Merit List of Fresh students every year are eligible to receive the scholarship.

Question 41: I have not selected in 1000 Merit List of Fresh student and my name is not in the list of provisionally selected candidates for the academic 2019-20. So, please can you inform me do I have chances to be select in next academic year 2020-2021 if I will apply ?

Answer 41 : Your name will come in 2020-21 Merit List of 1000 Fresh students or not depends upon the criteria of Merit List generation decided by the competent authority.

Question 42: If I have received the computer charges earlier from the Ministry am I eligible to receive the same in next year if I have lost my computer?

Answer 42: Computer charges will be given to the student once during the tenure of the course.



FAQ's for Students for NSP 2020-21:

National Fellowship and Scholarship for Higher Education of ST Students (earlier known as Top Class Scholarship Scheme)

Question 43: What is Financial Assistance provided by the Ministry under "National Fellowship and Scholarship for Higher Education" (Top Class Scholarship Scheme)?

Answer 43: Please find below the Financial Assistance details provided by Ministry of Tribal Affairs under "National Fellowship and Scholarship for Higher Education"(Top Class Scholarship Scheme):

Component	Details	Remark
Tuition Fees	Fees full tuition fee and other non-refundable dues in respect of Government/Government funded institutions.	There will be a ceiling of Rs.2.50 lakhs per annum per student for private sector institutions
Books & Stationery	@ Rs.3000/- per annum per student	without bills/vouchers
Living expenses (It means hostel charges and it will be reimbursed to the students who resides in the hostel premises means Hostellers and not for Day scholars who reside outside the hostel)	2200/-per month Amount will be provided as per actuals subject to maximum ceiling	26400/- per annum
Computer & Accessories	Rs.45000/- (One-time assistance during the tenure of his course)	Computer may be Desktop/Laptop etc. The accessories may, interalia, include all kind of printers, CDs/DVDs, Keyboard, Mainboard, Motherboard, Hard Disk Drive, Mouse, Sound adapters, Toners, Speakers, USB Hubs/Cables, Memory Chips, Memory Card readers etc. (Receipt of computer purchase must be uploaded in the portal and receipt should be in the name of the student).

NOTE: Please note as under:

- i. Total amount of Admission Fees and Tuition Fees which is filled by your INSTITUTE Nodal Officer in the application form in National Scholarship Portal will be transfer in your Institute account by the Ministry if your Institute is doing expenditure in PFMS EAT Module and your Institute name is reflecting in OT-59 report of PFMS and in PFMS EAT-02 report your institute expenditure, UC status is coming correct as per Department of Expenditure, Ministry of Finance Instructions.
- ii. Total amount of: Books and Stationery, Computer & Accessories, Living Expenses and Non-Refundable Charges which is filled by your INSTITUTE Nodal Officer in Misc. Fee Column in NSP application form will be transfer in student's account by the Ministry in DBT Mode.



FAQ's for Students for NSP 2020-21:

National Fellowship and Scholarship for Higher Education of ST Students (earlier known as Top Class Scholarship Scheme)

Question 44: What amount my INSTITUTE have to fill in the Misc. Fee Column in the Application form in NSP Portal.

Answer 44: Misc. Fees means your INSTITUTE Nodal Officer have to fill the total of 4 components total amount in the column which is as under:

- i. Books and Stationery: Rs. 3000/- per annum
- ii. Computer/Laptop Amount: Rs. 45000/- or as per the actual purchase amount but should not exceed Rs. 45000/- (if any student has already received the computer charges earlier from this Ministry then again, he is not eligible to receive the same)
- iii. Living Expenses/Hostel Charges: Rs. 26400/- Per Annum
- iv. Non-RefundableCharges: This amount can differ institute to institute

Question 45:If I have not applied in NSP 2019-20 for 2019-20 scholarship can I apply in NSP 2020-21 for 2019-20 scholarship ?

Answer 45: Please note in 2020-21 in NSP a student can fill the form to avail the scholarship for 2020-21 only and not for any previous year.

Question 46: If we are facing any technical issue in filling the application form in NSP or any other issue where we can contact?

Answer 46: Students who are receiving scholarship from this Ministry can send the grievance of yours in the Grievance portal of Ministry of Tribal Affairs (tribal.nic.in/grievance) and steps to register on grievance portal is as under:

Step -1: - Open URL of Grievance-

URL: -<https://tribal.nic.in/Grievance/>

The screenshot displays the 'User Login (For Grievance)' page on the Ministry of Tribal Affairs website. It features a login form with the following elements:

- User ID:** A text input field.
- Password:** A text input field.
- Captcha Code:** A field containing the alphanumeric code 'Z G H K e'.
- Buttons:** 'Login' and 'Register Yourself' buttons.
- Footer:** 'Department of IT, Ministry of Tribal Affairs, New Delhi, India. Copyright © 2019'.

FAQ's for Students for NSP 2020-21:

National Fellowship and Scholarship for Higher Education of ST Students (earlier known as Top Class Scholarship Scheme)

MINISTRY OF EDUCATION
Ministry of Skill & Entrepreneurship

Log In/Sign Up

Email ID:

Password:

[Forgot Password?](#) [Re-Registration of Rejected University/ Institute Students/ Request Details assistance?](#)

- ***After successful registration, you can login with your given EMAIL ID and PASSWORD.***
- ***Once you get login, you can send your Query/ Grievance and you will see the response of Query/ Grievance also after login.***